



Partners Preventing
Avoidable Readmissions

The Maryland Hospital Association's
Home Health Agency Partnership Development Guide



Maryland Hospital Association

Home Health Agency Partnership Development Guide Overview

This Home Health Agency (HHA) Partnership Development Guide aims to help Maryland's hospitals identify, develop, and strengthen formal and informal partnerships with home health agencies that demonstrate high quality and cost-efficient care. Hospitals and HHAs can partner to improve care coordination by enhancing communication and collaboration across the continuum.

The guide includes:

- a discussion guide to facilitate communication in the interest of developing high-quality care across the continuum
- the INTERACT Capabilities List that HHAs could be asked to complete
- key quality and cost measures including all-cause readmission rates

This guide is intended to provide objective information from a variety of sources in a single place and reflect the performance and service offerings of Maryland's HHAs at a point in time. State and national data are presented as reference points. Data come from Avalere Health's analysis of 2013 Medicare fee-for-service claims and CMS' Home Health Compare website. The guide features Medicare certified home health agencies only. At the time of publication, the data included in the guide are the most current available.

Important information to consider as you examine these data:

1. Acute All-Cause Readmission Rates

Reducing Medicare readmissions is a key test under the waiver; however, hospitals do not have data to track readmission rates from HHAs. Using the most recently available Medicare data, this guide shows all-cause readmission rates within 7, 15, and 30 days post hospital discharge compared to Maryland and national averages (please note: patients who were readmitted within 7 days are also included in the calculations for readmissions within 15 and 30 days, and so forth).

2. Commonly Billed DRGs for Prior Hospitalization

These data may show an HHA's area of expertise and provide a general sense of the severity of the functional limitations and clinical conditions of a given HHA's patient population. Examining these measures relative to readmission rates can be highly informative.

3. Service Offerings, Process and Outcome Measures, and Survey Measures

Compiling information from multiple government sources in a single publication facilitates executive relationship development and assists case management personnel when coordinating patient-centered selection of HHAs. Specific process and outcome of care measures, as well as the Home Health Care Consumer Assessment of Healthcare Providers and Systems (HHCAHPS) survey measures shown as part of this guide, were selected because they are relevant to readmissions and/or the Centers for Medicare & Medicaid Services are monitoring particular measures as part of Maryland's Medicare waiver agreement.

HHAs are indexed alphabetically by county in the table of contents. Facility names are hyperlinked for easy access.

If you have any questions, please contact Justin Ziombra at jziombra@mhaonline.org

Table of Contents

Discussion Guide.....	6
INTERACT Tool.....	7
Allegany County	
Western Maryland Health System Home Care.....	8
Anne Arundel County	
Amedisys Home Health.....	10
Baltimore City	
Baltimore County Department of Health.....	12
HomeCall of Baltimore.....	14
Homecare Maryland.....	16
Johns Hopkins Home Care Group.....	18
P-B Health Home Care Agency.....	20
Baltimore County	
Amedisys Home Health.....	22
Bayada Home Health.....	24
Celtic Healthcare.....	26
Charlestown Community HHA.....	28
Community Home Health of Maryland.....	30
Health at Home.....	32
Maryland Home Health.....	34
Medstar Health VNA.....	36
Oak Crest Village.....	38
Personal Touch Home Care of Baltimore.....	40
PHR of Baltimore.....	42
Stella Maris Home Health Agency.....	44
Visiting Nurse Association of Maryland.....	46
Carroll County	
Amedisys Home Health.....	48
Carroll Home Care.....	50
HomeCall of Westminster.....	52
Lutheran Home Care and Hospice.....	54
Cecil County	
Amedisys Home Health.....	56

Charles County	
Chesapeake Potomac Home Health Agency.	58
Frederick County	
Frederick Memorial Hospital HHA.	60
HomeCall of Frederick.	62
Garrett County	
Garrett County Health Department.	64
Harford County	
Amedisys Home Health Care.	66
Howard County	
Gentiva Certified Healthcare.	68
Kent County	
Chester River Home Care and Hospice.	70
Montgomery County	
Adventist Home Health Services.	72
Bayada Home Health Care.	74
Celtic Healthcare	76
Comprehensive Home Health Care Agency.	78
Holy Cross Home Care and Hospice.	80
MBL Associates.	82
Potomac Home Health Care.	84
Professional Healthcare Resources of Maryland.	86
Riderwood.	88
Prince George's County	
Amedisys Home Health Care.	90
Americare In Home Nursing.	92
Medstar Health VNA.	94
Professional Healthcare.	96
Revival Homecare Agency.	98
Talbot County	
Homecall.	100
Shore Home Care.	102
Washington County	
Meritus Home Health.	104

Wicomico County

Amedisys Home Health..... 106
Healthsouth Chesapeake Rehab Home Health..... 108
Peninsula Home Care..... 110

Section 2: Discussion Guide

1. Describe your patient population.
 - What percent are seen within 48 hours of discharge from an acute care hospital? From a SNF?
 - What are the clinical, functional and service-level needs of most of your patients?
2. Describe your intake and care-initiation process.
 - What is your policy regarding timelines for therapy evaluations after the start of care?
 - Do you provide weekend and after-hour visits?
3. Describe your processes for:
 - Medication reconciliation
 - Glucose management
 - Pain management
 - Anticoagulation management
 - Falls prevention
4. What is your on-call and inter-visit communication and monitoring process?
 - Do you provide weekend and/or after-hour visits by nurses?
 - Do you have a telemedicine or remote monitoring program? If so, what conditions do you use it for?
5. Describe your standard process for identifying changes in clinical status among patients and communicating these changes to providers.
 - What is your process for responding to the new onset of signs and symptoms such as fever, cough, shortness of breath, weight gain, and altered mental status?
6. Describe how your agency works with partners to provide outpatient services (including transportation), if needed.
7. Describe your error monitoring process, and provide examples of recent corrective actions taken as a result.
8. Describe how your agency works with providers to execute care plans and communicate changes in health status.
9. Do you ensure goals of care are communicated to all residents, and how do you track progress?
10. What process do you have in place to ensure all residents have a MOLST form?
11. Describe any hospice/palliative care services your agency offers and provide a list of any hospices your agency may work with.
12. What is your agency's standard communication for sharing medical information with referral partners?
 - When transferring patients to an emergency department, does your agency's staff use a standard handoff form?
 - Can staff at your agency directly access hospitals' electronic medical records?
13. What processes do you have in place to reduce the frequency of potentially avoidable transfers to hospitals?
 - Describe your process for recording transfers.
 - What are the trend rates?
 - Do you have partnerships with alternative sites of care, such as skilled nursing facilities or assisted living facilities?
 - Do providers who take calls for your agency use an INTERACT form or some other tool to consider your agency's capabilities when deciding whether or not to admit a patient to a hospital?
14. What are some opportunities for our hospital to improve care transitions?

Home Health Capabilities List



This list is for hospital emergency rooms, hospitalists, and case managers; and for physicians, NPs, and PAs who take calls for the Home Health agency to assist with decisions about hospital admission or return to Home Health.

Home Health _____

Address _____

Tel (_____) _____ **Key Contact** _____

Circle 'Y' for yes or 'N' for no to indicate the availability of each item in Home Health.

Capabilities	Yes	No
Home Health Clinician Services		
Skilled nursing care	Y	N
Physical therapy	Y	N
Occupational therapy	Y	N
Speech-language therapy	Y	N
Medical social services	Y	N
Home Health aide	Y	N

Capabilities	Yes	No
Diagnostic Testing		
Lab tests (<i>nurse draw blood in home</i>)	Y	N
Portable X-ray	Y	N
Portable ultrasound	Y	N
Bladder ultrasound	Y	N
Portable Doppler	Y	N

Capabilities	Yes	No
Clinical Programs or Protocols		
Diabetic care and management	Y	N
Cardiac care and management	Y	N
Pulmonary care and management	Y	N
Chronic disease management	Y	N
Pre- and post-operative care	Y	N
Palliative care	Y	N
Psychiatric care	Y	N
Pain management	Y	N
Wound care and management	Y	N

Capabilities	Yes	No
Nursing Services		
Skilled nursing assessment	Y	N
Clinical observation and monitoring	Y	N
Medication reconciliation	Y	N

Capabilities	Yes	No
Nursing Services (cont'd)		
Medication management education to promote self improvement	Y	N
Nutritional counseling	Y	N
Injection administration	Y	N
Catheter care and management	Y	N
Nebulizer treatments	Y	N
Infusion therapy	Y	N
Comprehensive patient and caregiver training	Y	N
Ostomy management	Y	N
High-tech nursing	Y	N
Case management	Y	N
Surgical drain management	Y	N
Oxygen management	Y	N

Capabilities	Yes	No
Rehabilitation		
Low vision therapy	Y	N
Fine motor/gross motor re-training	Y	N
Fall/balance program	Y	N
Incontinence therapy	Y	N
Pulmonary rehabilitation	Y	N
Lymphedema therapy	Y	N
Vestibular rehabilitation	Y	N

Capabilities	Yes	No
Additional Information		
Health and transitional coaching	Y	N
Data driven risk assessment	Y	N
Electronic medical record	Y	N

County Name: **Allegany County**

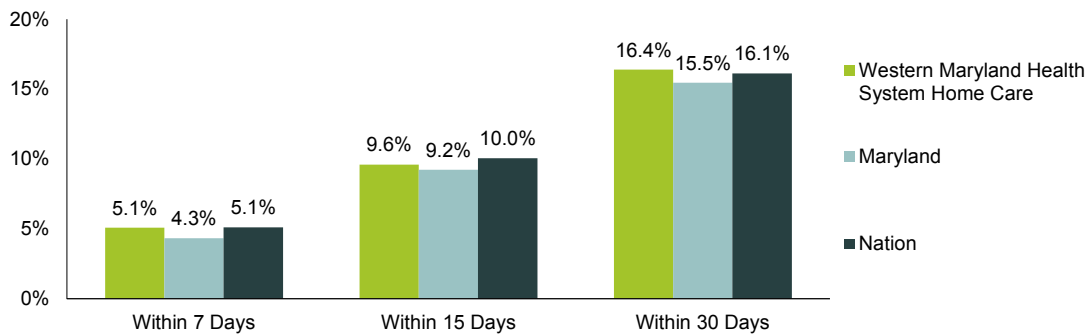
Facility: **Western Maryland Health System Home Care**

Address: 1050 West Industrial Blvd
Cumberland
21502

Phone Number: (240) 964-9100
Provider Number: 217031



Percent of Home Health Patients Readmitted Back to Hospital for any Cause



Source: Avalere Health LLC analysis of 2013 Medicare fee-for-service claims data

Most Commonly Billed DRGs During Patients' Prior Hospitalizations

- 1 Rehabilitation w/ CC/MCC
- 2 Rehabilitation w/o CC/MCC
- 3 Cellulitis w/o MCC
- 4 Simple Pneumonia & Pleurisy w/ CC
- 5 Chronic Obstructive Pulmonary Disease w/ CC

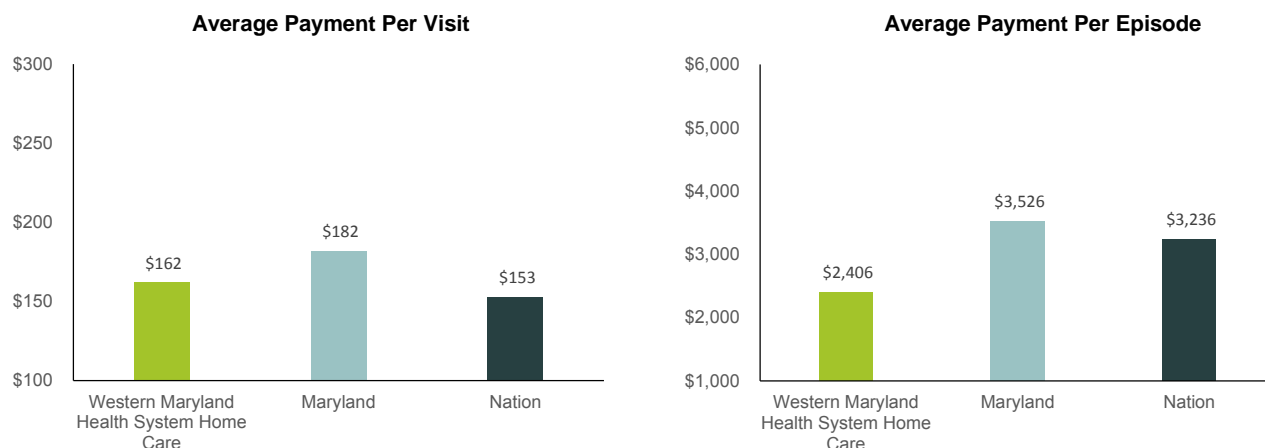
Source: Avalere Health LLC analysis of 2013 Medicare fee-for-service claims data

Clinical Service Offerings

	Western Maryland Health System Home Care	Percent of Maryland HHAs Offering Services
Nursing Care	Yes	100%
Physical Therapy	Yes	100%
Occupational Therapy	Yes	100%
Speech Therapy	Yes	98%
Medical Social Services	Yes	96%
Home Health Aide	Yes	96%

Source: CMS Home Health Compare, data as of 4/2015

Payments Per Visit, Per Episode



Source: Avalere Health LLC analysis of 2013 Medicare fee-for-service claims data

Process and Outcome of Care Measures

	Western Maryland Health System Home Care	Maryland Average	National Average
Percent of patients who received care in a timely manner ¹	90%	90%	92%
Percent of patients who required unplanned care in the E.D. without being admitted to the hospital ²	13%	11%	12%
Percent of patients admitted to the hospital ²	15%	17%	16%
Percent of patients assessed for fall risk ¹	97%	97%	98%
Percent assessed for risk of developing pressure ulcers ¹	97%	99%	99%
Percent of patients screened for depression ¹	95%	96%	98%
Percent of patients assessed for pain at the start or resumption of care ¹	97%	98%	99%
Percent of patients (or their family caregivers) taught about their drugs ¹	98%	90%	93%
Percent of patients who received a flu shot for the current flu season ¹	72%	77%	73%

Source: ¹ CMS Home Health Compare, data collected 1/2014 through 12/2014; ² CMS Home Health Compare, data collected 10/2013 through 9/2014

Home Health Consumer Assessment of Healthcare Providers and Systems (HCAHPS)

	Western Maryland Health System Home Care	Maryland Average	National Average
Percent who reported the HHA team always communicated well	91%	85%	85%
Percent who gave their care a 9 or 10 on a 10 point scale (10 being highest)	89%	82%	84%
Percent who reported the HHA team discussed medicines, pain, and home safety	92%	81%	84%

Source: CMS Home Health Compare, data collected 10/2013 through 9/2014

County Name: **Anne Arundel County**

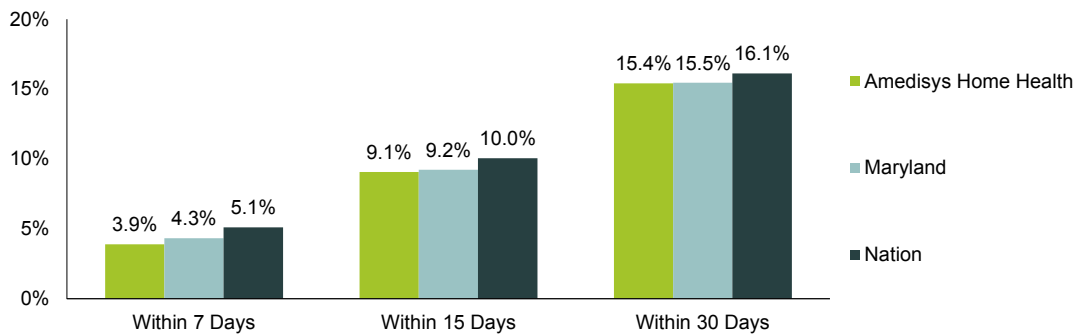
Facility: **Amedisys Home Health**

Address: 811 Cromwell Park Drive, Stes 109
Glen Burnie
21061

Phone Number: (410) 590-4926
Provider Number: 217108



Percent of Home Health Patients Readmitted Back to Hospital for any Cause



Source: Avalere Health LLC analysis of 2013 Medicare fee-for-service claims data

Most Commonly Billed DRGs During Patients' Prior Hospitalizations

- 1 Major Joint Replacement or Reattachment of Lower Extremity w/o MCC
- 2 Kidney & Urinary Tract Infections w/o MCC
- 3 Heart Failure & Shock w/ CC
- 4 Simple Pneumonia & Pleurisy w/ CC
- 5 Rehabilitation w/ CC/MCC

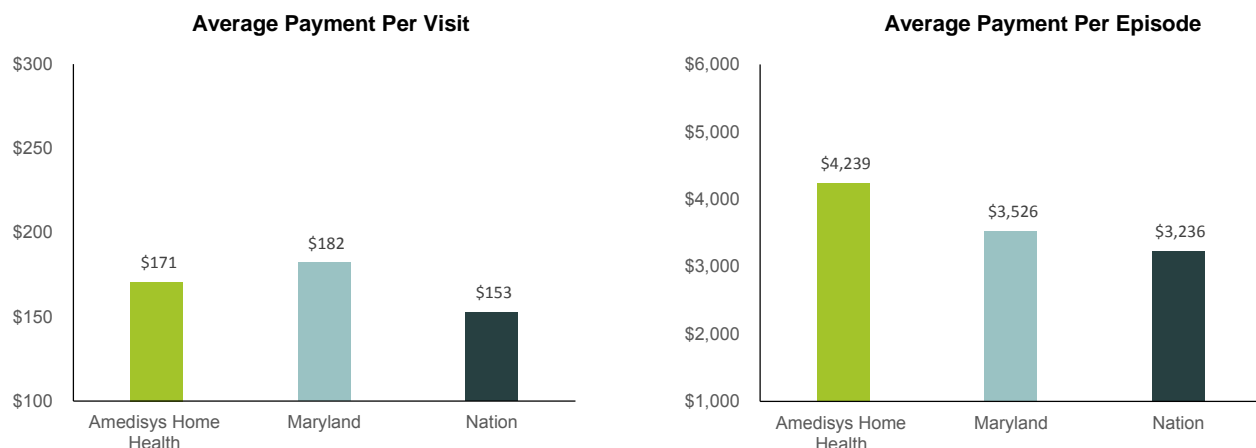
Source: Avalere Health LLC analysis of 2013 Medicare fee-for-service claims data

Clinical Service Offerings

	Amedisys Home Health	Percent of Maryland HHAs Offering Services
Nursing Care	Yes	100%
Physical Therapy	Yes	100%
Occupational Therapy	Yes	100%
Speech Therapy	Yes	98%
Medical Social Services	Yes	96%
Home Health Aide	Yes	96%

Source: CMS Home Health Compare, data as of 4/2015

Payments Per Visit, Per Episode



Source: Avalere Health LLC analysis of 2013 Medicare fee-for-service claims data

Process and Outcome of Care Measures

	Amedisys Home Health	Maryland Average	National Average
Percent of patients who received care in a timely manner ¹	92%	90%	92%
Percent of patients who required unplanned care in the E.D. without being admitted to the hospital ²	10%	11%	12%
Percent of patients admitted to the hospital ²	19%	17%	16%
Percent of patients assessed for fall risk ¹	77%	97%	98%
Percent assessed for risk of developing pressure ulcers ¹	99%	99%	99%
Percent of patients screened for depression ¹	96%	96%	98%
Percent of patients assessed for pain at the start or resumption of care ¹	100%	98%	99%
Percent of patients (or their family caregivers) taught about their drugs ¹	97%	90%	93%
Percent of patients who received a flu shot for the current flu season ¹	88%	77%	73%

Source: ¹ CMS Home Health Compare, data collected 1/2014 through 12/2014; ² CMS Home Health Compare, data collected 10/2013 through 9/2014

Home Health Consumer Assessment of Healthcare Providers and Systems (HCAHPS)

	Amedisys Home Health	Maryland Average	National Average
Percent who reported the HHA team always communicated well	89%	85%	85%
Percent who gave their care a 9 or 10 on a 10 point scale (10 being highest)	88%	82%	84%
Percent who reported the HHA team discussed medicines, pain, and home safety	85%	81%	84%

Source: CMS Home Health Compare, data collected 10/2013 through 9/2014

County Name: **Baltimore City**

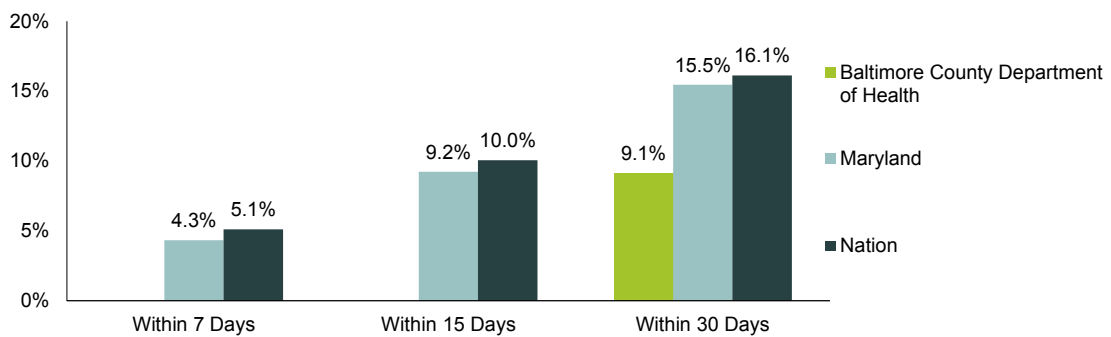
Facility: **Baltimore County Department of Health**

Address: 6401 York Road 3rd Fl
Baltimore
21212

Phone Number: (410) 887-2725
Provider Number: 217027



Percent of Home Health Patients Readmitted Back to Hospital for any Cause
7 & 15 Day Readmissions Data Unavailable



Source: Avalere Health LLC analysis of 2013 Medicare fee-for-service claims data

Most Commonly Billed DRGs During Patients' Prior Hospitalizations

- 1 Major Joint Replacement or Reattachment of Lower Extremity w/o MCC
- 2 Spinal Fusion Except Cervical w/o MCC
- 3 Cervical Spinal Fusion w/o CC/MCC
- 4 Heart Failure & Shock w/ CC
- 5 Rehabilitation w/ CC/MCC

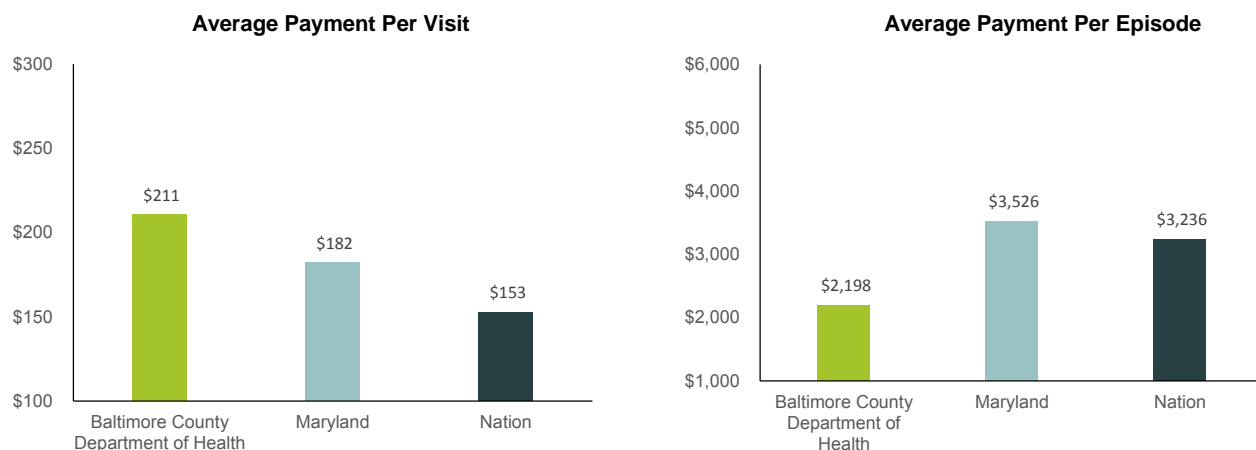
Source: Avalere Health LLC analysis of 2013 Medicare fee-for-service claims data

Clinical Service Offerings

	Baltimore County Department of Health	Percent of Maryland HHAs Offering Services
Nursing Care	Yes	100%
Physical Therapy	Yes	100%
Occupational Therapy	Yes	100%
Speech Therapy	Yes	98%
Medical Social Services	Yes	96%
Home Health Aide	Yes	96%

Source: CMS Home Health Compare, data as of 4/2015

Payments Per Visit, Per Episode



Source: Avalere Health LLC analysis of 2013 Medicare fee-for-service claims data

Process and Outcome of Care Measures

	Baltimore County Department of Health	Maryland Average	National Average
Percent of patients who received care in a timely manner ¹	93%	90%	92%
Percent of patients who required unplanned care in the E.D. without being admitted to the hospital ²	17%	11%	12%
Percent of patients admitted to the hospital ²	17%	17%	16%
Percent of patients assessed for fall risk ¹	100%	97%	98%
Percent assessed for risk of developing pressure ulcers ¹	100%	99%	99%
Percent of patients screened for depression ¹	100%	96%	98%
Percent of patients assessed for pain at the start or resumption of care ¹	99%	98%	99%
Percent of patients (or their family caregivers) taught about their drugs ¹	98%	90%	93%
Percent of patients who received a flu shot for the current flu season ¹	69%	77%	73%

Source: ¹ CMS Home Health Compare, data collected 1/2014 through 12/2014; ² CMS Home Health Compare, data collected 10/2013 through 9/2014

Home Health Consumer Assessment of Healthcare Providers and Systems (HCAHPS)

	Baltimore County Department of Health	Maryland Average	National Average
Percent who reported the HHA team always communicated well	92%	85%	85%
Percent who gave their care a 9 or 10 on a 10 point scale (10 being highest)	88%	82%	84%
Percent who reported the HHA team discussed medicines, pain, and home safety	87%	81%	84%

Source: CMS Home Health Compare, data collected 10/2013 through 9/2014

County Name: **Baltimore City**

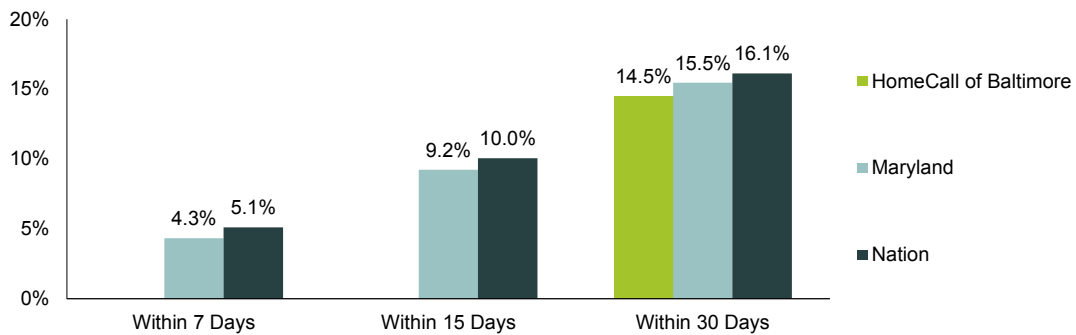
Facility: **HomeCall of Baltimore**

Address: 4701 Mount Hope Drive, Suite A
Baltimore
21215

Phone Number: (410) 644-0105
Provider Number: 217123



Percent of Home Health Patients Readmitted Back to Hospital for any Cause
7 & 15 Day Readmissions Data Unavailable



Source: Avalere Health LLC analysis of 2013 Medicare fee-for-service claims data

Most Commonly Billed DRGs During Patients' Prior Hospitalizations

- 1 Heart Failure & Shock w/ CC
- 2 Simple Pneumonia & Pleurisy w/ CC
- 3 Septicemia or Severe Sepsis w/o Mechanical Ventilation 96+ Hours w/ MCC
- 4 Rehabilitation w/ CC/MCC
- 5 Pulmonary Edema & Respiratory Failure

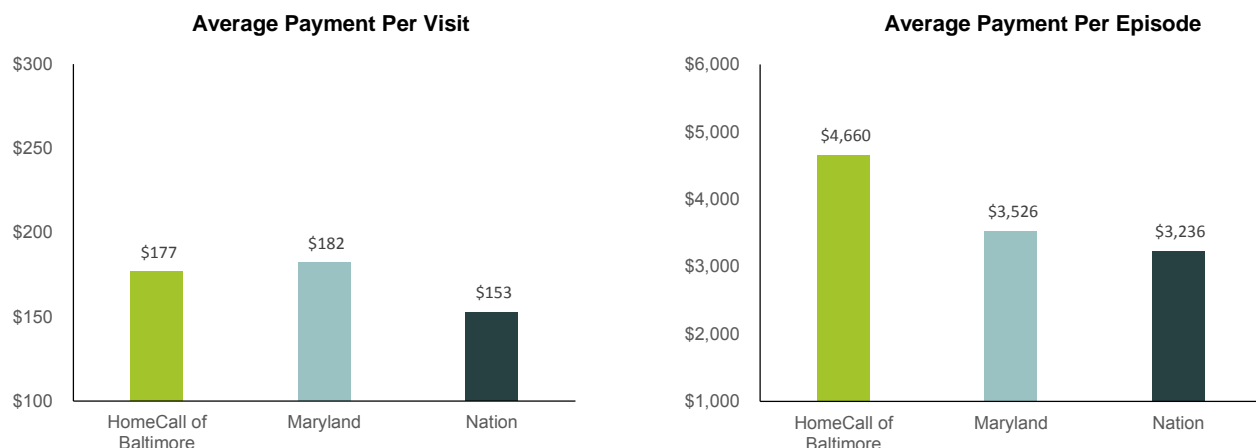
Source: Avalere Health LLC analysis of 2013 Medicare fee-for-service claims data

Clinical Service Offerings

	HomeCall of Baltimore	Percent of Maryland HHAs Offering Services
Nursing Care	Yes	100%
Physical Therapy	Yes	100%
Occupational Therapy	Yes	100%
Speech Therapy	Yes	98%
Medical Social Services	Yes	96%
Home Health Aide	Yes	96%

Source: CMS Home Health Compare, data as of 4/2015

Payments Per Visit, Per Episode



Source: Avalere Health LLC analysis of 2013 Medicare fee-for-service claims data

Process and Outcome of Care Measures

	HomeCall of Baltimore	Maryland Average	National Average
Percent of patients who received care in a timely manner ¹	78%	90%	92%
Percent of patients who required unplanned care in the E.D. without being admitted to the hospital ²	14%	11%	12%
Percent of patients admitted to the hospital ²	19%	17%	16%
Percent of patients assessed for fall risk ¹	100%	97%	98%
Percent assessed for risk of developing pressure ulcers ¹	99%	99%	99%
Percent of patients screened for depression ¹	94%	96%	98%
Percent of patients assessed for pain at the start or resumption of care ¹	99%	98%	99%
Percent of patients (or their family caregivers) taught about their drugs ¹	59%	90%	93%
Percent of patients who received a flu shot for the current flu season ¹	50%	77%	73%

Source: ¹ CMS Home Health Compare, data collected 1/2014 through 12/2014; ² CMS Home Health Compare, data collected 10/2013 through 9/2014

Home Health Consumer Assessment of Healthcare Providers and Systems (HCAHPS)

	HomeCall of Baltimore	Maryland Average	National Average
Percent who reported the HHA team always communicated well	84%*	85%	85%
Percent who gave their care a 9 or 10 on a 10 point scale (10 being highest)	87%*	82%	84%
Percent who reported the HHA team discussed medicines, pain, and home safety	80%*	81%	84%

Source: CMS Home Health Compare, data collected 10/2013 through 9/2014

*Data are limited - fewer than 100 patients completed the survey

County Name: **Baltimore City**

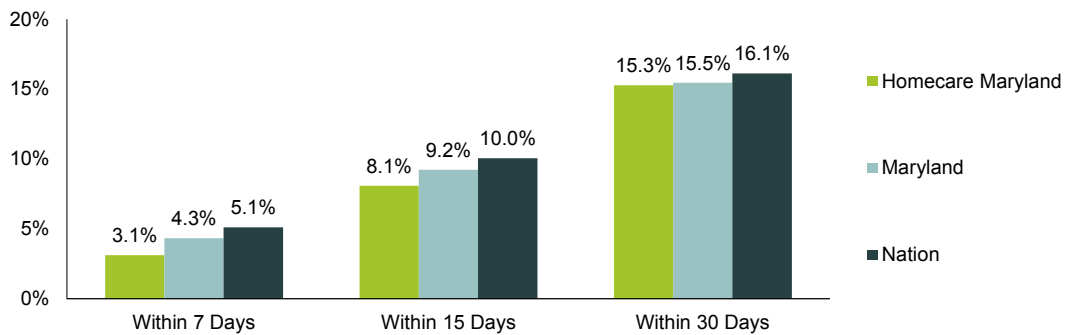
Facility: **Homecare Maryland**

Address: 22 South Athol Avenue
Baltimore
21229

Phone Number: (410) 566-5015
Provider Number: 217107



Percent of Home Health Patients Readmitted Back to Hospital for any Cause



Source: Avalere Health LLC analysis of 2013 Medicare fee-for-service claims data

Most Commonly Billed DRGs During Patients' Prior Hospitalizations

- 1 Rehabilitation w/ CC/MCC
- 2 Rehabilitation w/o CC/MCC
- 3 Major Joint Replacement or Reattachment of Lower Extremity w/o MCC
- 4 Kidney & Urinary Tract Infections w/o MCC
- 5 Esophagitis, Gastroenteritis & Miscellaneous Digestive Disorders w/o MCC

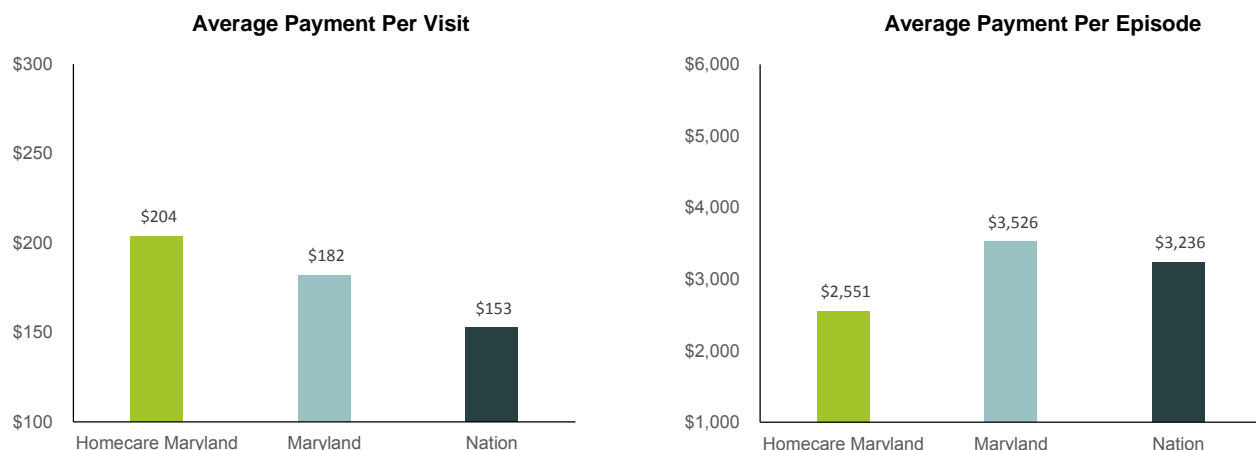
Source: Avalere Health LLC analysis of 2013 Medicare fee-for-service claims data

Clinical Service Offerings

	Percent of Maryland HHAs Offering Services	
	Homecare Maryland	
Nursing Care	Yes	100%
Physical Therapy	Yes	100%
Occupational Therapy	Yes	100%
Speech Therapy	Yes	98%
Medical Social Services	Yes	96%
Home Health Aide	Yes	96%

Source: CMS Home Health Compare, data as of 4/2015

Payments Per Visit, Per Episode



Source: Avalere Health LLC analysis of 2013 Medicare fee-for-service claims data

Process and Outcome of Care Measures

	Homecare Maryland	Maryland Average	National Average
Percent of patients who received care in a timely manner ¹	62%	90%	92%
Percent of patients who required unplanned care in the E.D. without being admitted to the hospital ²	11%	11%	12%
Percent of patients admitted to the hospital ²	16%	17%	16%
Percent of patients assessed for fall risk ¹	97%	97%	98%
Percent assessed for risk of developing pressure ulcers ¹	99%	99%	99%
Percent of patients screened for depression ¹	89%	96%	98%
Percent of patients assessed for pain at the start or resumption of care ¹	90%	98%	99%
Percent of patients (or their family caregivers) taught about their drugs ¹	75%	90%	93%
Percent of patients who received a flu shot for the current flu season ¹	79%	77%	73%

Source: ¹ CMS Home Health Compare, data collected 1/2014 through 12/2014; ² CMS Home Health Compare, data collected 10/2013 through 9/2014

Home Health Consumer Assessment of Healthcare Providers and Systems (HCAHPS)

	Homecare Maryland	Maryland Average	National Average
Percent who reported the HHA team always communicated well	82%	85%	85%
Percent who gave their care a 9 or 10 on a 10 point scale (10 being highest)	73%	82%	84%
Percent who reported the HHA team discussed medicines, pain, and home safety	80%	81%	84%

Source: CMS Home Health Compare, data collected 10/2013 through 9/2014

County Name: **Baltimore City**

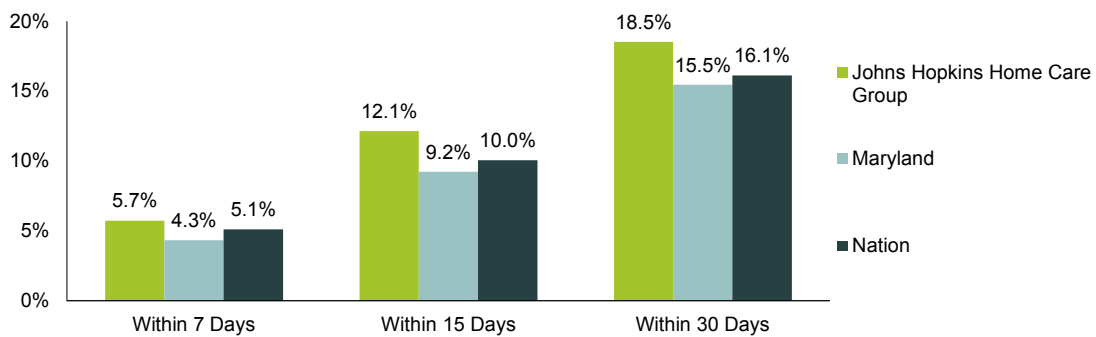
Facility: **Johns Hopkins Home Care Group**

Address: 5901 Holabird Avenue, Suite A
Baltimore
21224

Phone Number: (410) 288-8000
Provider Number: 217081



Percent of Home Health Patients Readmitted Back to Hospital for any Cause



Source: Avalere Health LLC analysis of 2013 Medicare fee-for-service claims data

Most Commonly Billed DRGs During Patients' Prior Hospitalizations

- 1 Major Joint Replacement or Reattachment of Lower Extremity w/o MCC
- 2 Heart Failure & Shock w/ CC
- 3 Rehabilitation w/ CC/MCC
- 4 Simple Pneumonia & Pleurisy w/ CC
- 5 Kidney & Urinary Tract Infections w/o MCC

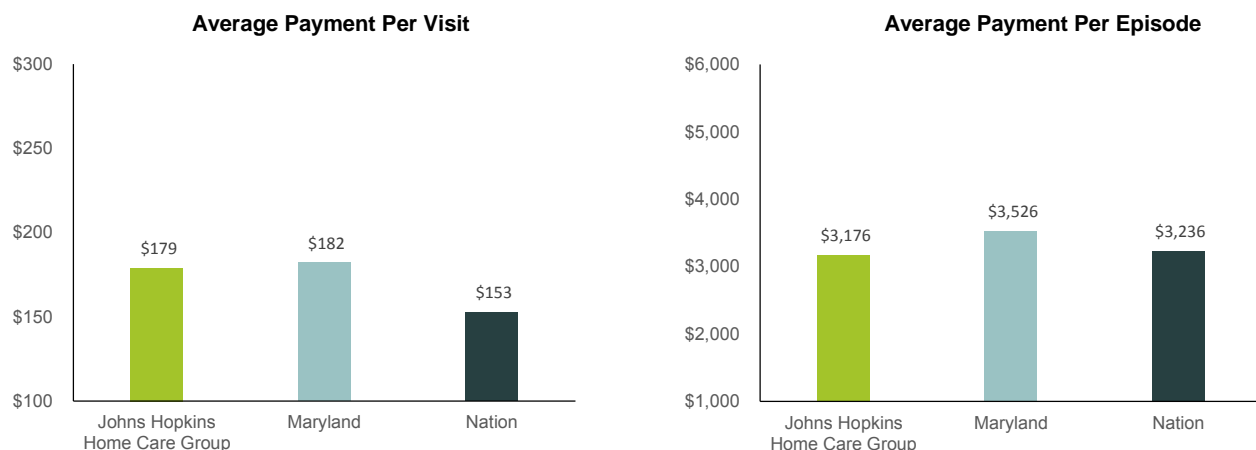
Source: Avalere Health LLC analysis of 2013 Medicare fee-for-service claims data

Clinical Service Offerings

	Johns Hopkins Home Care Group	Percent of Maryland HHAs Offering Services
Nursing Care	Yes	100%
Physical Therapy	Yes	100%
Occupational Therapy	Yes	100%
Speech Therapy	Yes	98%
Medical Social Services	Yes	96%
Home Health Aide	Yes	96%

Source: CMS Home Health Compare, data as of 4/2015

Payments Per Visit, Per Episode



Source: Avalere Health LLC analysis of 2013 Medicare fee-for-service claims data

Process and Outcome of Care Measures

	Johns Hopkins Home Care Group	Maryland Average	National Average
Percent of patients who received care in a timely manner ¹	96%	90%	92%
Percent of patients who required unplanned care in the E.D. without being admitted to the hospital ²	10%	11%	12%
Percent of patients admitted to the hospital ²	17%	17%	16%
Percent of patients assessed for fall risk ¹	100%	97%	98%
Percent assessed for risk of developing pressure ulcers ¹	100%	99%	99%
Percent of patients screened for depression ¹	100%	96%	98%
Percent of patients assessed for pain at the start or resumption of care ¹	100%	98%	99%
Percent of patients (or their family caregivers) taught about their drugs ¹	98%	90%	93%
Percent of patients who received a flu shot for the current flu season ¹	84%	77%	73%

Source: ¹ CMS Home Health Compare, data collected 1/2014 through 12/2014; ² CMS Home Health Compare, data collected 10/2013 through 9/2014

Home Health Consumer Assessment of Healthcare Providers and Systems (HCAHPS)

	Johns Hopkins Home Care Group	Maryland Average	National Average
Percent who reported the HHA team always communicated well	90%	85%	85%
Percent who gave their care a 9 or 10 on a 10 point scale (10 being highest)	89%	82%	84%
Percent who reported the HHA team discussed medicines, pain, and home safety	89%	81%	84%

Source: CMS Home Health Compare, data collected 10/2013 through 9/2014

County Name: **Baltimore City**

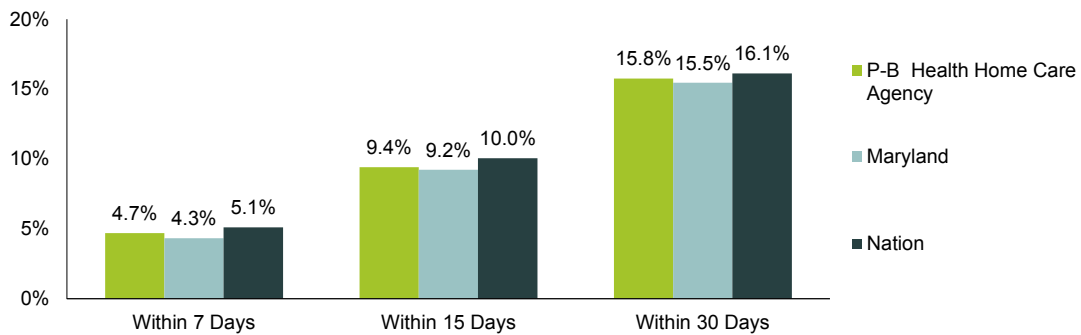
Facility: **P-B Health Home Care Agency**

Address: 2535 Saint Paul Street
Baltimore
21218

Phone Number: (410) 235-1060
Provider Number: 217134



Percent of Home Health Patients Readmitted Back to Hospital for any Cause



Source: Avalere Health LLC analysis of 2013 Medicare fee-for-service claims data

Most Commonly Billed DRGs During Patients' Prior Hospitalizations

- 1 Major Joint Replacement or Reattachment of Lower Extremity w/o MCC
- 2 Heart Failure & Shock w/ CC
- 3 Kidney & Urinary Tract Infections w/o MCC
- 4 Heart Failure & Shock w/ MCC
- 5 Esophagitis, Gastroenteritis & Miscellaneous Digestive Disorders w/o MCC

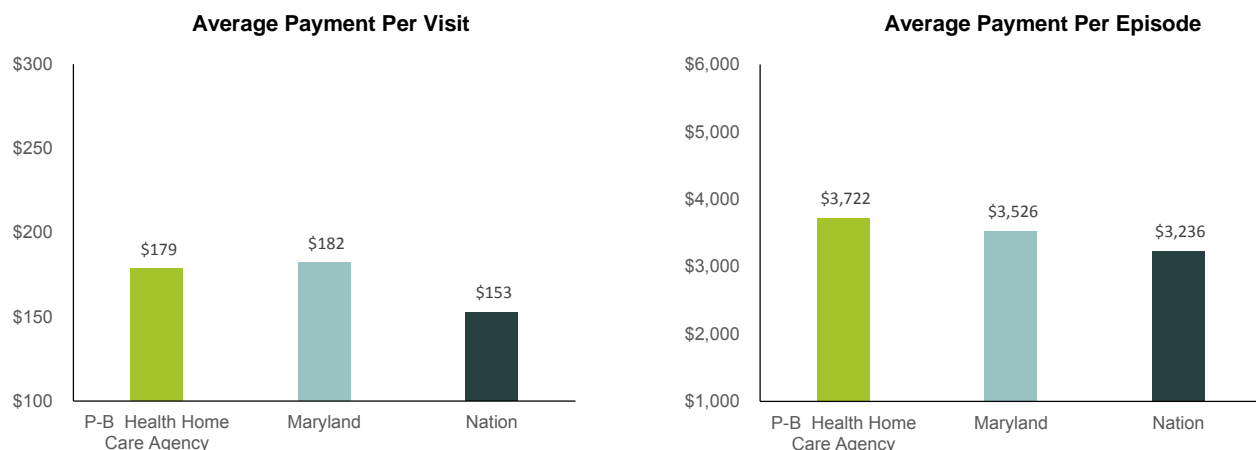
Source: Avalere Health LLC analysis of 2013 Medicare fee-for-service claims data

Clinical Service Offerings

	P-B Health Home Care Agency	Percent of Maryland HHAs Offering Services
Nursing Care	Yes	100%
Physical Therapy	Yes	100%
Occupational Therapy	Yes	100%
Speech Therapy	Yes	98%
Medical Social Services	Yes	96%
Home Health Aide	Yes	96%

Source: CMS Home Health Compare, data as of 4/2015

Payments Per Visit, Per Episode



Source: Avalere Health LLC analysis of 2013 Medicare fee-for-service claims data

Process and Outcome of Care Measures

	P-B Health Home Care Agency	Maryland Average	National Average
Percent of patients who received care in a timely manner ¹	85%	90%	92%
Percent of patients who required unplanned care in the E.D. without being admitted to the hospital ²	14%	11%	12%
Percent of patients admitted to the hospital ²	21%	17%	16%
Percent of patients assessed for fall risk ¹	99%	97%	98%
Percent assessed for risk of developing pressure ulcers ¹	100%	99%	99%
Percent of patients screened for depression ¹	98%	96%	98%
Percent of patients assessed for pain at the start or resumption of care ¹	99%	98%	99%
Percent of patients (or their family caregivers) taught about their drugs ¹	94%	90%	93%
Percent of patients who received a flu shot for the current flu season ¹	74%	77%	73%

Source: ¹ CMS Home Health Compare, data collected 1/2014 through 12/2014; ² CMS Home Health Compare, data collected 10/2013 through 9/2014

Home Health Consumer Assessment of Healthcare Providers and Systems (HCAHPS)

	P-B Health Home Care Agency	Maryland Average	National Average
Percent who reported the HHA team always communicated well	78%	85%	85%
Percent who gave their care a 9 or 10 on a 10 point scale (10 being highest)	77%	82%	84%
Percent who reported the HHA team discussed medicines, pain, and home safety	76%	81%	84%

Source: CMS Home Health Compare, data collected 10/2013 through 9/2014

County Name: **Baltimore County**

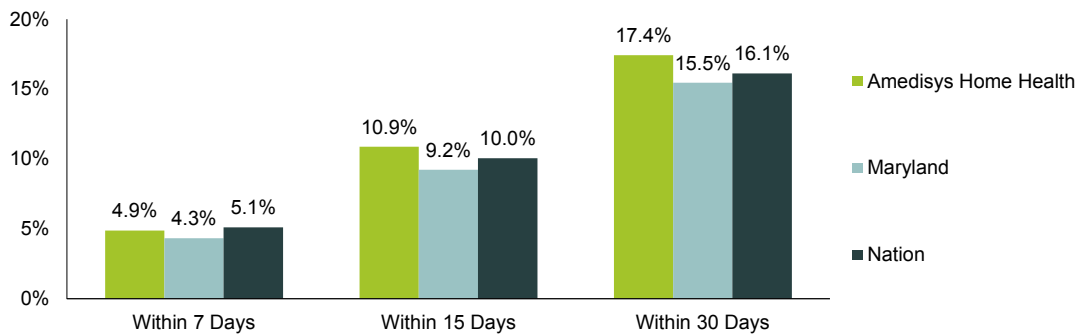
Facility: **Amedisys Home Health**

Address: 7106 Ridge Road, Suite 110
 Rosedale
 21237

Phone Number: (410) 686-8413
 Provider Number: 217094



Percent of Home Health Patients Readmitted Back to Hospital for any Cause



Source: Avalere Health LLC analysis of 2013 Medicare fee-for-service claims data

Most Commonly Billed DRGs During Patients' Prior Hospitalizations

- 1 Major Joint Replacement or Reattachment of Lower Extremity w/o MCC
- 2 Septicemia or Severe Sepsis w/o Mechanical Ventilation 96+ Hours w/ MCC
- 3 Heart Failure & Shock w/ CC
- 4 Chronic Obstructive Pulmonary Disease w/ CC
- 5 Septicemia or Severe Sepsis w/o Mechanical Ventilation 96+ Hours w/o MCC

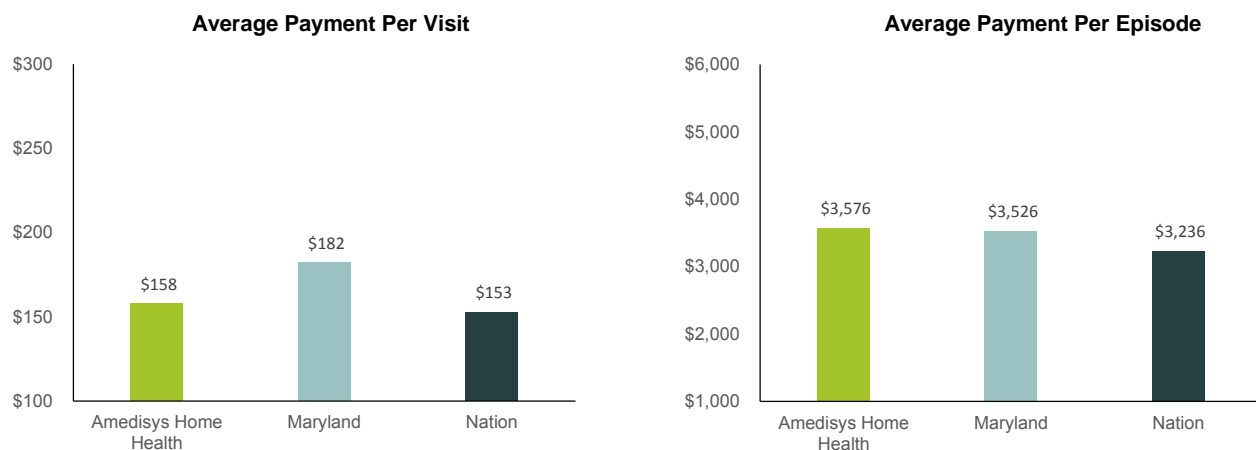
Source: Avalere Health LLC analysis of 2013 Medicare fee-for-service claims data

Clinical Service Offerings

	Amedisys Home Health	Percent of Maryland HHAs Offering Services
Nursing Care	Yes	100%
Physical Therapy	Yes	100%
Occupational Therapy	Yes	100%
Speech Therapy	Yes	98%
Medical Social Services	Yes	96%
Home Health Aide	Yes	96%

Source: CMS Home Health Compare, data as of 4/2015

Payments Per Visit, Per Episode



Source: Avalere Health LLC analysis of 2013 Medicare fee-for-service claims data

Process and Outcome of Care Measures

	Amedisys Home Health	Maryland Average	National Average
Percent of patients who received care in a timely manner ¹	89%	90%	92%
Percent of patients who required unplanned care in the E.D. without being admitted to the hospital ²	11%	11%	12%
Percent of patients admitted to the hospital ²	17%	17%	16%
Percent of patients assessed for fall risk ¹	81%	97%	98%
Percent assessed for risk of developing pressure ulcers ¹	99%	99%	99%
Percent of patients screened for depression ¹	98%	96%	98%
Percent of patients assessed for pain at the start or resumption of care ¹	88%	98%	99%
Percent of patients (or their family caregivers) taught about their drugs ¹	89%	90%	93%
Percent of patients who received a flu shot for the current flu season ¹	70%	77%	73%

Source: ¹ CMS Home Health Compare, data collected 1/2014 through 12/2014; ² CMS Home Health Compare, data collected 10/2013 through 9/2014

Home Health Consumer Assessment of Healthcare Providers and Systems (HCAHPS)

	Amedisys Home Health	Maryland Average	National Average
Percent who reported the HHA team always communicated well	86%	85%	85%
Percent who gave their care a 9 or 10 on a 10 point scale (10 being highest)	86%	82%	84%
Percent who reported the HHA team discussed medicines, pain, and home safety	84%	81%	84%

Source: CMS Home Health Compare, data collected 10/2013 through 9/2014

County Name: **Baltimore County**

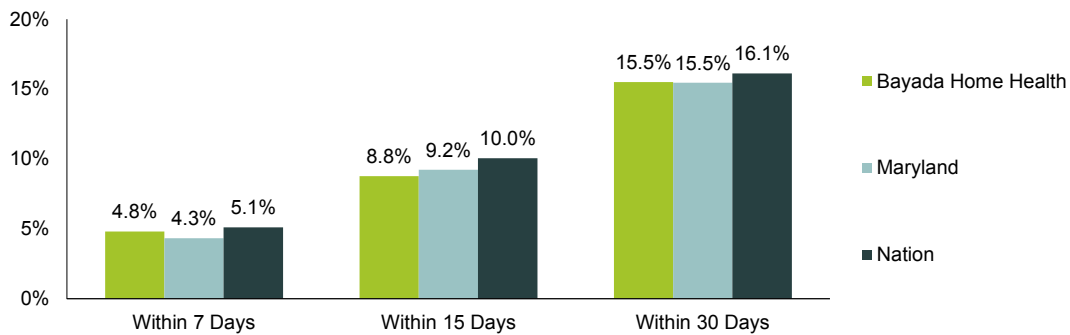
Facility: **Bayada Home Health**

Address: 1001 Cromwell Bridge Road, Suite 300
Baltimore
21286

Phone Number: (410) 823-0880
Provider Number: 217101



Percent of Home Health Patients Readmitted Back to Hospital for any Cause



Source: Avalere Health LLC analysis of 2013 Medicare fee-for-service claims data

Most Commonly Billed DRGs During Patients' Prior Hospitalizations

- 1 Major Joint Replacement or Reattachment of Lower Extremity w/o MCC
- 2 Heart Failure & Shock w/ CC
- 3 Kidney & Urinary Tract Infections w/o MCC
- 4 Rehabilitation w/ CC/MCC
- 5 Septicemia or Severe Sepsis w/o Mechanical Ventilation 96+ Hours w/ MCC

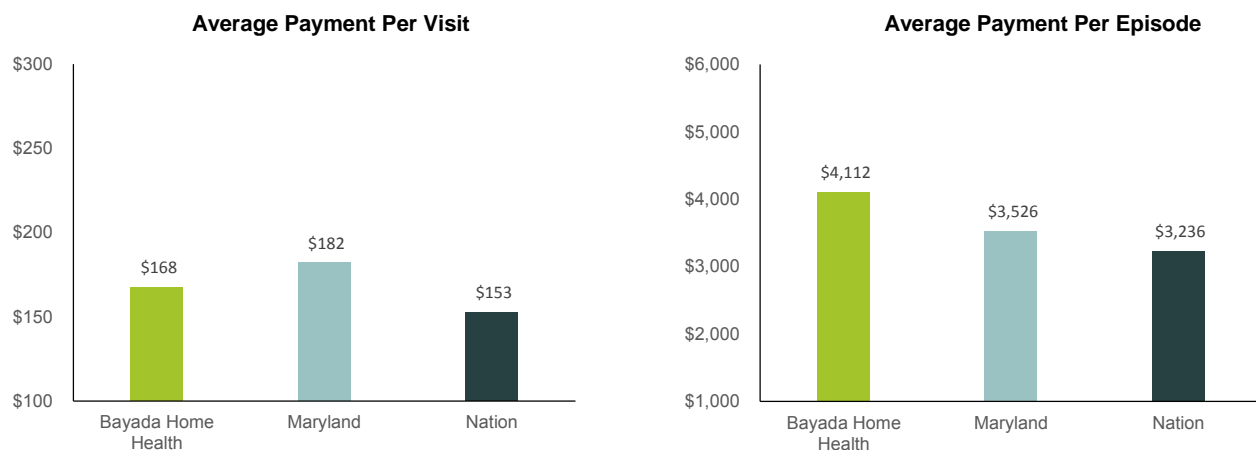
Source: Avalere Health LLC analysis of 2013 Medicare fee-for-service claims data

Clinical Service Offerings

	Bayada Home Health	Percent of Maryland HHAs Offering Services
Nursing Care	Yes	100%
Physical Therapy	Yes	100%
Occupational Therapy	Yes	100%
Speech Therapy	Yes	98%
Medical Social Services	Yes	96%
Home Health Aide	No	96%

Source: CMS Home Health Compare, data as of 4/2015

Payments Per Visit, Per Episode



Source: Avalere Health LLC analysis of 2013 Medicare fee-for-service claims data

Process and Outcome of Care Measures

	Bayada Home Health	Maryland Average	National Average
Percent of patients who received care in a timely manner ¹	91%	90%	92%
Percent of patients who required unplanned care in the E.D. without being admitted to the hospital ²	11%	11%	12%
Percent of patients admitted to the hospital ²	18%	17%	16%
Percent of patients assessed for fall risk ¹	100%	97%	98%
Percent assessed for risk of developing pressure ulcers ¹	100%	99%	99%
Percent of patients screened for depression ¹	88%	96%	98%
Percent of patients assessed for pain at the start or resumption of care ¹	98%	98%	99%
Percent of patients (or their family caregivers) taught about their drugs ¹	89%	90%	93%
Percent of patients who received a flu shot for the current flu season ¹	86%	77%	73%

Source: ¹ CMS Home Health Compare, data collected 1/2014 through 12/2014; ² CMS Home Health Compare, data collected 10/2013 through 9/2014

Home Health Consumer Assessment of Healthcare Providers and Systems (HCAHPS)

	Bayada Home Health	Maryland Average	National Average
Percent who reported the HHA team always communicated well	88%	85%	85%
Percent who gave their care a 9 or 10 on a 10 point scale (10 being highest)	86%	82%	84%
Percent who reported the HHA team discussed medicines, pain, and home safety	83%	81%	84%

Source: CMS Home Health Compare, data collected 10/2013 through 9/2014

County Name: **Baltimore County**

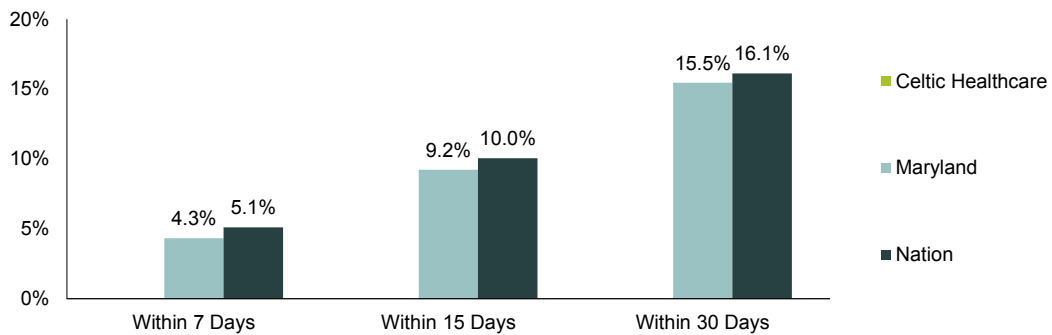
Facility: **Celtic Healthcare**

Address: 10451 Mill Run Circle, Suite 400
Owings Mills
21117

Phone Number: (877) 845-3077
Provider Number: 217162



Percent of Home Health Patients Readmitted Back to Hospital for any Cause
7, 15 & 30 Day Readmissions Data Unavailable



Source: Avalere Health LLC analysis of 2013 Medicare fee-for-service claims data

Most Commonly Billed DRGs During Patients' Prior Hospitalizations

- 1 Septicemia or Severe Sepsis w/o Mechanical Ventilation 96+ Hours w/ MCC
- 2 Permanent Cardiac Pacemaker Implant w/ CC
- 3 Heart Failure & Shock w/ MCC
- 4 Heart Failure & Shock w/ CC
- 5 Other Circulatory System Diagnoses w/ CC

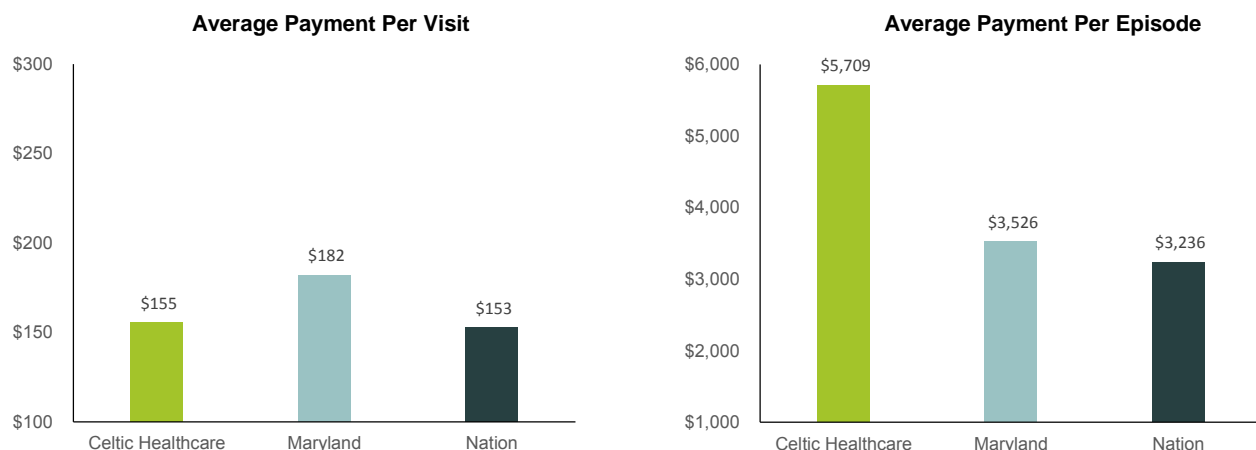
Source: Avalere Health LLC analysis of 2013 Medicare fee-for-service claims data

Clinical Service Offerings

	Percent of Maryland HHAs Offering Services	
	Celtic Healthcare	
Nursing Care	Yes	100%
Physical Therapy	Yes	100%
Occupational Therapy	Yes	100%
Speech Therapy	Yes	98%
Medical Social Services	Yes	96%
Home Health Aide	Yes	96%

Source: CMS Home Health Compare, data as of 4/2015

Payments Per Visit, Per Episode



Source: Avalere Health LLC analysis of 2013 Medicare fee-for-service claims data

Process and Outcome of Care Measures

	Celtic Healthcare	Maryland Average	National Average
Percent of patients who received care in a timely manner ¹	75%	90%	92%
Percent of patients who required unplanned care in the E.D. without being admitted to the hospital ²	13%	11%	12%
Percent of patients admitted to the hospital ²	16%	17%	16%
Percent of patients assessed for fall risk ¹	100%	97%	98%
Percent assessed for risk of developing pressure ulcers ¹	100%	99%	99%
Percent of patients screened for depression ¹	98%	96%	98%
Percent of patients assessed for pain at the start or resumption of care ¹	99%	98%	99%
Percent of patients (or their family caregivers) taught about their drugs ¹	97%	90%	93%
Percent of patients who received a flu shot for the current flu season ¹	77%	77%	73%

Source: ¹ CMS Home Health Compare, data collected 1/2014 through 12/2014; ² CMS Home Health Compare, data collected 10/2013 through 9/2014

Home Health Consumer Assessment of Healthcare Providers and Systems (HCAHPS)

	Celtic Healthcare	Maryland Average	National Average
Percent who reported the HHA team always communicated well	74%*	85%	85%
Percent who gave their care a 9 or 10 on a 10 point scale (10 being highest)	80%*	82%	84%
Percent who reported the HHA team discussed medicines, pain, and home safety	79%*	81%	84%

Source: CMS Home Health Compare, data collected 10/2013 through 9/2014

*Data are limited - fewer than 100 patients completed the survey

County Name: **Baltimore County**

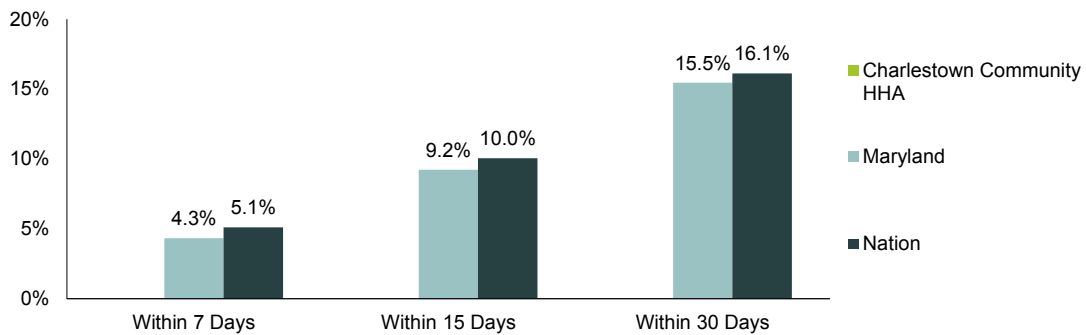
Facility: **Charlestown Community HHA**

Address: 715 Maiden Choice Lane
Baltimore
21228

Phone Number: (410) 737-8825
Provider Number: 217137



Percent of Home Health Patients Readmitted Back to Hospital for any Cause
7, 15 & 30 Day Readmissions Data Unavailable



Source: Avalere Health LLC analysis of 2013 Medicare fee-for-service claims data

Most Commonly Billed DRGs During Patients' Prior Hospitalizations

- 1 Esophagitis, Gastroenteritis & Miscellaneous Digestive Disorders w/o MCC
- 2 Kidney & Urinary Tract Infections w/o MCC
- 3 Chronic Obstructive Pulmonary Disease w/o CC/MCC
- 4 Simple Pneumonia & Pleurisy w/ CC
- 5 Rehabilitation w/ CC/MCC

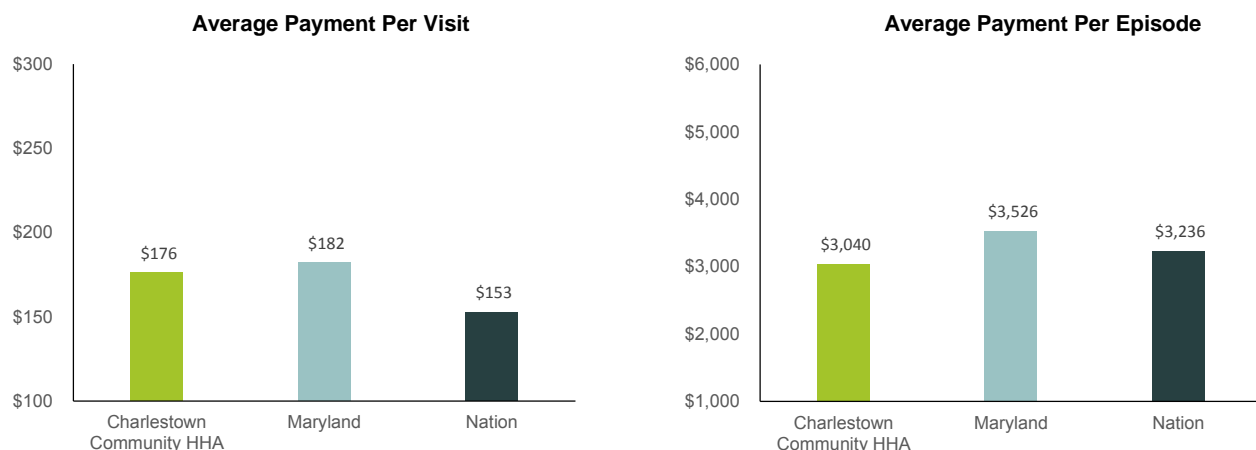
Source: Avalere Health LLC analysis of 2013 Medicare fee-for-service claims data

Clinical Service Offerings

	Charlestown Community HHA	Percent of Maryland HHAs Offering Services
Nursing Care	Yes	100%
Physical Therapy	Yes	100%
Occupational Therapy	Yes	100%
Speech Therapy	Yes	98%
Medical Social Services	Yes	96%
Home Health Aide	Yes	96%

Source: CMS Home Health Compare, data as of 4/2015

Payments Per Visit, Per Episode



Source: Avalere Health LLC analysis of 2013 Medicare fee-for-service claims data

Process and Outcome of Care Measures

	Charlestown Community HHA	Maryland Average	National Average
Percent of patients who received care in a timely manner ¹	96%	90%	92%
Percent of patients who required unplanned care in the E.D. without being admitted to the hospital ²	13%	11%	12%
Percent of patients admitted to the hospital ²	17%	17%	16%
Percent of patients assessed for fall risk ¹	100%	97%	98%
Percent assessed for risk of developing pressure ulcers ¹	100%	99%	99%
Percent of patients screened for depression ¹	100%	96%	98%
Percent of patients assessed for pain at the start or resumption of care ¹	100%	98%	99%
Percent of patients (or their family caregivers) taught about their drugs ¹	98%	90%	93%
Percent of patients who received a flu shot for the current flu season ¹	95%	77%	73%

Source: ¹ CMS Home Health Compare, data collected 1/2014 through 12/2014; ² CMS Home Health Compare, data collected 10/2013 through 9/2014

Home Health Consumer Assessment of Healthcare Providers and Systems (HCAHPS)

	Charlestown Community HHA	Maryland Average	National Average
Percent who reported the HHA team always communicated well	84%*	85%	85%
Percent who gave their care a 9 or 10 on a 10 point scale (10 being highest)	73%*	82%	84%
Percent who reported the HHA team discussed medicines, pain, and home safety	78%*	81%	84%

Source: CMS Home Health Compare, data collected 10/2013 through 9/2014

*Data are limited - fewer than 100 patients completed the survey

County Name: **Baltimore County**

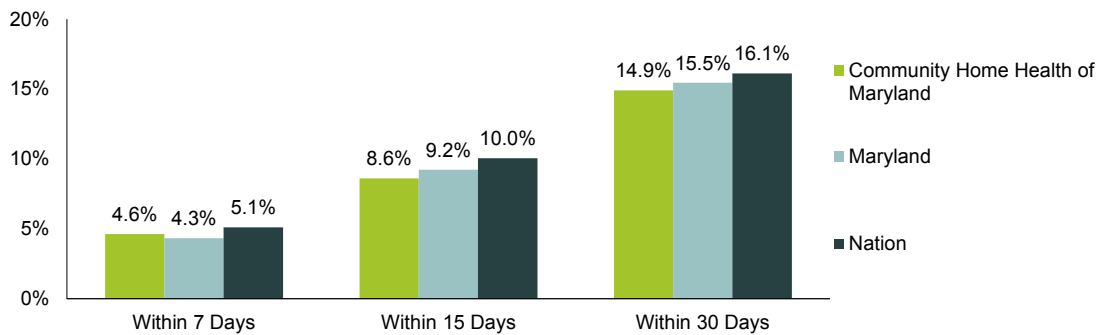
Facility: **Community Home Health of Maryland**

Address: 10999 Red Run Blvd, Suite 100
Owings Mills
21117

Phone Number: (410) 356-1600
Provider Number: 217121



Percent of Home Health Patients Readmitted Back to Hospital for any Cause



Source: Avalere Health LLC analysis of 2013 Medicare fee-for-service claims data

Most Commonly Billed DRGs During Patients' Prior Hospitalizations

- 1 Major Joint Replacement or Reattachment of Lower Extremity w/o MCC
- 2 Heart Failure & Shock w/ CC
- 3 Esophagitis, Gastroenteritis & Miscellaneous Digestive Disorders w/o MCC
- 4 Kidney & Urinary Tract Infections w/o MCC
- 5 Septicemia or Severe Sepsis w/o Mechanical Ventilation 96+ Hours w/ MCC

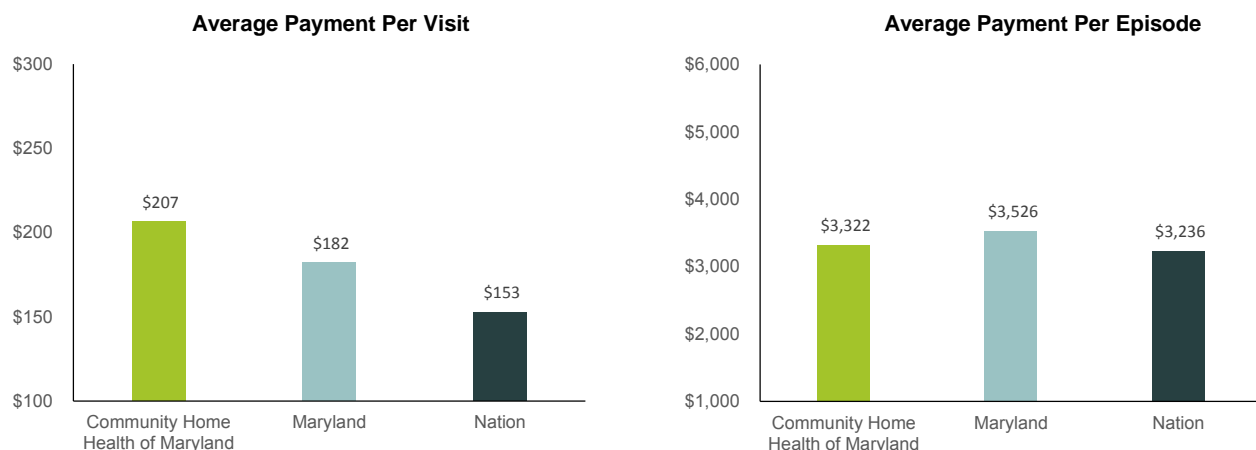
Source: Avalere Health LLC analysis of 2013 Medicare fee-for-service claims data

Clinical Service Offerings

	Community Home Health of Maryland	Percent of Maryland HHAs Offering Services
Nursing Care	Yes	100%
Physical Therapy	Yes	100%
Occupational Therapy	Yes	100%
Speech Therapy	Yes	98%
Medical Social Services	Yes	96%
Home Health Aide	Yes	96%

Source: CMS Home Health Compare, data as of 4/2015

Payments Per Visit, Per Episode



Source: Avalere Health LLC analysis of 2013 Medicare fee-for-service claims data

Process and Outcome of Care Measures

	Community Home Health of Maryland	Maryland Average	National Average
Percent of patients who received care in a timely manner ¹	94%	90%	92%
Percent of patients who required unplanned care in the E.D. without being admitted to the hospital ²	10%	11%	12%
Percent of patients admitted to the hospital ²	17%	17%	16%
Percent of patients assessed for fall risk ¹	99%	97%	98%
Percent assessed for risk of developing pressure ulcers ¹	98%	99%	99%
Percent of patients screened for depression ¹	94%	96%	98%
Percent of patients assessed for pain at the start or resumption of care ¹	100%	98%	99%
Percent of patients (or their family caregivers) taught about their drugs ¹	74%	90%	93%
Percent of patients who received a flu shot for the current flu season ¹	81%	77%	73%

Source: ¹ CMS Home Health Compare, data collected 1/2014 through 12/2014; ² CMS Home Health Compare, data collected 10/2013 through 9/2014

Home Health Consumer Assessment of Healthcare Providers and Systems (HCAHPS)

	Community Home Health of Maryland	Maryland Average	National Average
Percent who reported the HHA team always communicated well	81%	85%	85%
Percent who gave their care a 9 or 10 on a 10 point scale (10 being highest)	70%	82%	84%
Percent who reported the HHA team discussed medicines, pain, and home safety	73%	81%	84%

Source: CMS Home Health Compare, data collected 10/2013 through 9/2014

County Name: **Baltimore County**

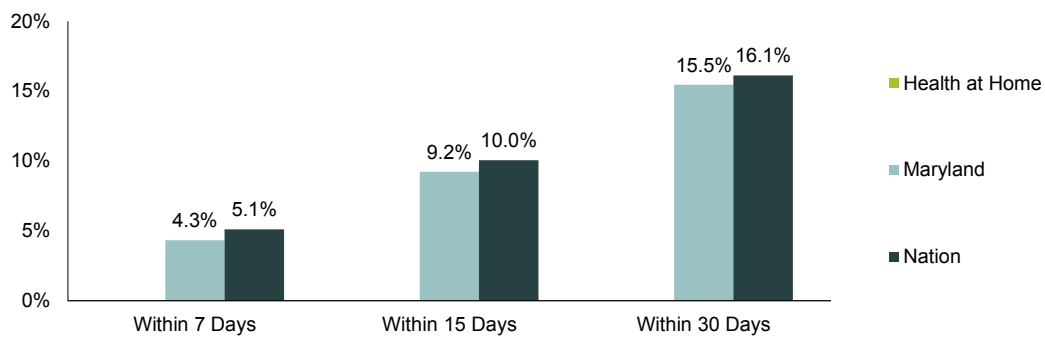
Facility: **Health at Home**

Address: 751 Mount Wilson Lane
Baltimore
21208

Phone Number: (410) 602-2843
Provider Number: 217136



Percent of Home Health Patients Readmitted Back to Hospital for any Cause
7, 15 & 30 Day Readmissions Data Unavailable



Source: Avalere Health LLC analysis of 2013 Medicare fee-for-service claims data

Most Commonly Billed DRGs During Patients' Prior Hospitalizations

- 1 Intracranial Hemorrhage or Cerebral Infarction w/o CC/MCC
- 2 Miscellaneous Disorders of Nutrition, Metabolism, Fluids/Electrolytes w/o MCC
- 3 Septicemia or Severe Sepsis w/o Mechanical Ventilation 96+ Hours w/o MCC
- 4 Permanent Cardiac Pacemaker Implant w/o CC/MCC
- 5 Acute Myocardial Infarction, Discharged Alive w/ CC

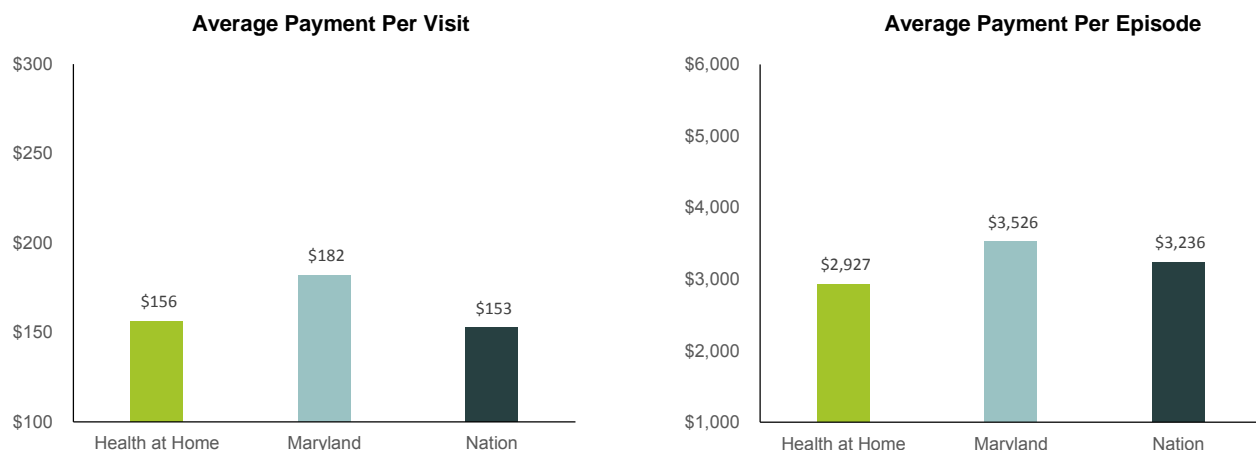
Source: Avalere Health LLC analysis of 2013 Medicare fee-for-service claims data

Clinical Service Offerings

	Percent of Maryland HHAs Offering Services	
	Health at Home	
Nursing Care	Yes	100%
Physical Therapy	Yes	100%
Occupational Therapy	Yes	100%
Speech Therapy	Yes	98%
Medical Social Services	Yes	96%
Home Health Aide	Yes	96%

Source: CMS Home Health Compare, data as of 4/2015

Payments Per Visit, Per Episode



Source: Avalere Health LLC analysis of 2013 Medicare fee-for-service claims data

Process and Outcome of Care Measures

	Health at Home	Maryland Average	National Average
Percent of patients who received care in a timely manner ¹	90%	90%	92%
Percent of patients who required unplanned care in the E.D. without being admitted to the hospital ²	05%	11%	12%
Percent of patients admitted to the hospital ²	22%	17%	16%
Percent of patients assessed for fall risk ¹	92%	97%	98%
Percent assessed for risk of developing pressure ulcers ¹	100%	99%	99%
Percent of patients screened for depression ¹	98%	96%	98%
Percent of patients assessed for pain at the start or resumption of care ¹	100%	98%	99%
Percent of patients (or their family caregivers) taught about their drugs ¹	83%	90%	93%
Percent of patients who received a flu shot for the current flu season ¹	50%	77%	73%

Source: ¹ CMS Home Health Compare, data collected 1/2014 through 12/2014; ² CMS Home Health Compare, data collected 10/2013 through 9/2014

Home Health Consumer Assessment of Healthcare Providers and Systems (HCAHPS)

	Health at Home	Maryland Average	National Average
Percent who reported the HHA team always communicated well	71%*	85%	85%
Percent who gave their care a 9 or 10 on a 10 point scale (10 being highest)	79%*	82%	84%
Percent who reported the HHA team discussed medicines, pain, and home safety	86%*	81%	84%

Source: CMS Home Health Compare, data collected 10/2013 through 9/2014

*Data are limited - fewer than 100 patients completed the survey

County Name: **Baltimore County**

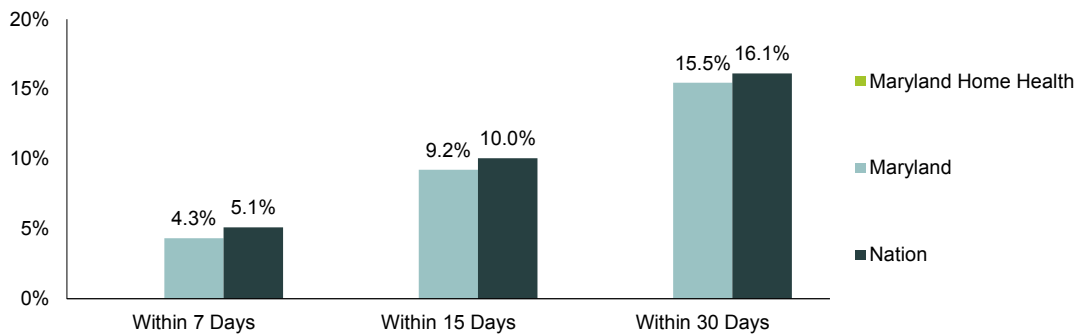
Facility: **Maryland Home Health**

Address: 1700 Reisterstown Road, Suite 109
Baltimore
21208

Phone Number: (410) 486-8303
Provider Number: 217161



Percent of Home Health Patients Readmitted Back to Hospital for any Cause
7, 15 & 30 Day Readmissions Data Unavailable



Source: Avalere Health LLC analysis of 2013 Medicare fee-for-service claims data

Most Commonly Billed DRGs During Patients' Prior Hospitalizations

- 1 Rehabilitation w/ CC/MCC
- 2 Rehabilitation w/o CC/MCC
- 3 Esophagitis, Gastroenteritis & Miscellaneous Digestive Disorders w/o MCC
- 4 Kidney & Urinary Tract Infections w/o MCC
- 5 Simple Pneumonia & Pleurisy w/ CC

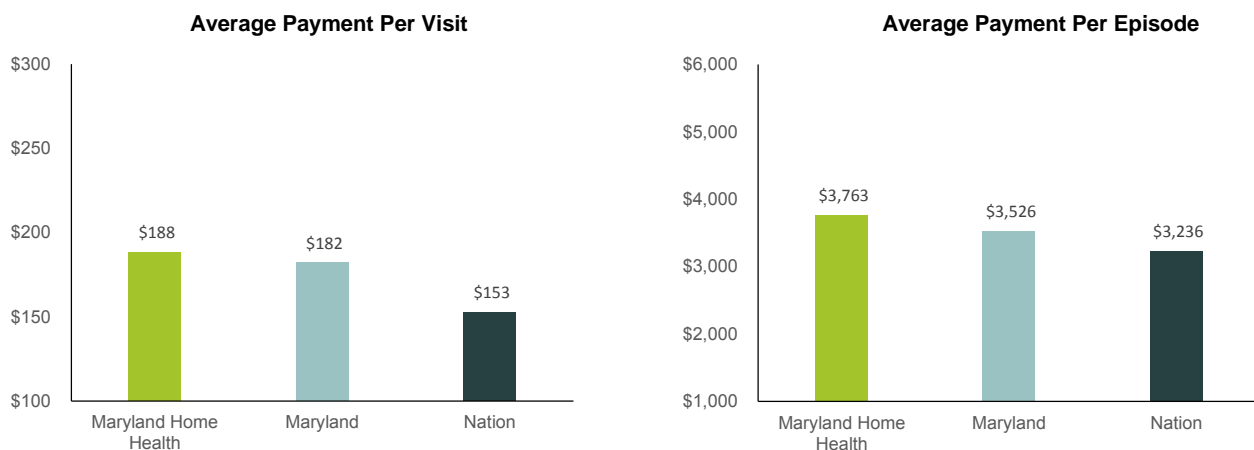
Source: Avalere Health LLC analysis of 2013 Medicare fee-for-service claims data

Clinical Service Offerings

	Maryland Home Health	Percent of Maryland HHAs Offering Services
Nursing Care	Yes	100%
Physical Therapy	Yes	100%
Occupational Therapy	Yes	100%
Speech Therapy	Yes	98%
Medical Social Services	Yes	96%
Home Health Aide	Yes	96%

Source: CMS Home Health Compare, data as of 4/2015

Payments Per Visit, Per Episode



Source: Avalere Health LLC analysis of 2013 Medicare fee-for-service claims data

Process and Outcome of Care Measures

	Maryland Home Health	Maryland Average	National Average
Percent of patients who received care in a timely manner ¹	100%	90%	92%
Percent of patients who required unplanned care in the E.D. without being admitted to the hospital ²	05%	11%	12%
Percent of patients admitted to the hospital ²	16%	17%	16%
Percent of patients assessed for fall risk ¹	100%	97%	98%
Percent assessed for risk of developing pressure ulcers ¹	100%	99%	99%
Percent of patients screened for depression ¹	100%	96%	98%
Percent of patients assessed for pain at the start or resumption of care ¹	100%	98%	99%
Percent of patients (or their family caregivers) taught about their drugs ¹	100%	90%	93%
Percent of patients who received a flu shot for the current flu season ¹	76%	77%	73%

Source: ¹ CMS Home Health Compare, data collected 1/2014 through 12/2014; ² CMS Home Health Compare, data collected 10/2013 through 9/2014

Home Health Consumer Assessment of Healthcare Providers and Systems (HCAHPS)

	Maryland Home Health	Maryland Average	National Average
Percent who reported the HHA team always communicated well	89%*	85%	85%
Percent who gave their care a 9 or 10 on a 10 point scale (10 being highest)	90%*	82%	84%
Percent who reported the HHA team discussed medicines, pain, and home safety	93%*	81%	84%

Source: CMS Home Health Compare, data collected 10/2013 through 9/2014

*Data are limited - fewer than 100 patients completed the survey

County Name: **Baltimore County**

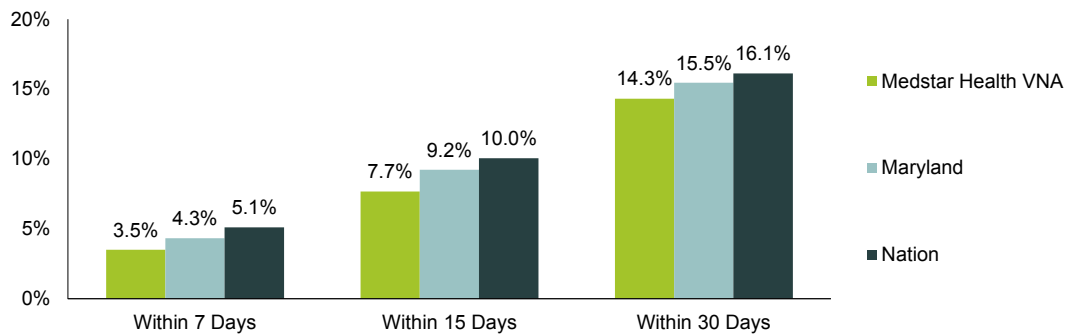
Facility: **Medstar Health VNA**

Address: 9601 Pulaski Park Drive, Suite 417
Baltimore
21220

Phone Number: (410) 933-2900
Provider Number: 217068



Percent of Home Health Patients Readmitted Back to Hospital for any Cause



Source: Avalere Health LLC analysis of 2013 Medicare fee-for-service claims data

Most Commonly Billed DRGs During Patients' Prior Hospitalizations

- 1 Major Joint Replacement or Reattachment of Lower Extremity w/o MCC
- 2 Rehabilitation w/ CC/MCC
- 3 Heart Failure & Shock w/ CC
- 4 Rehabilitation w/o CC/MCC
- 5 Heart Failure & Shock w/ MCC

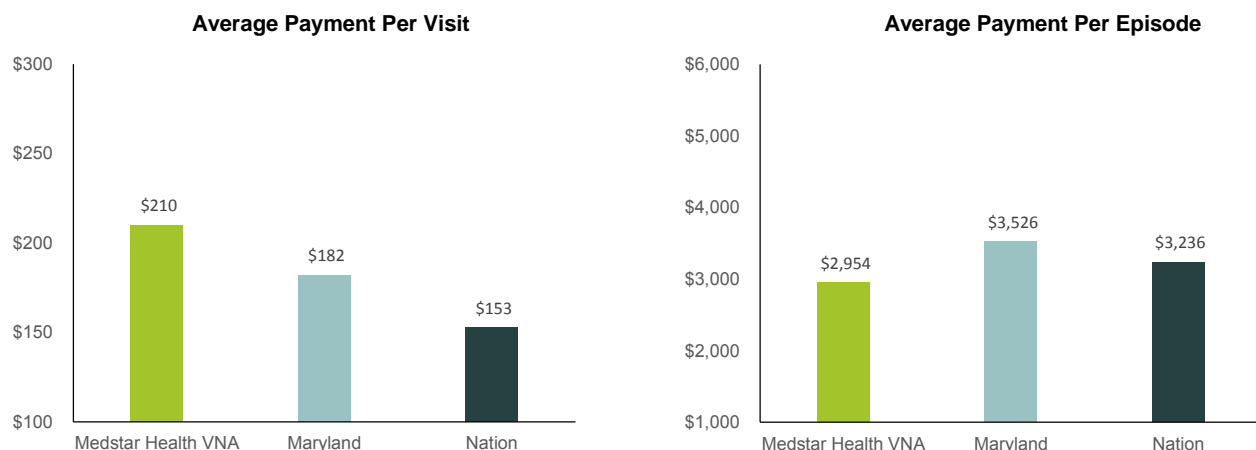
Source: Avalere Health LLC analysis of 2013 Medicare fee-for-service claims data

Clinical Service Offerings

	Percent of Maryland HHAs Offering Services	
	Medstar Health VNA	
Nursing Care	Yes	100%
Physical Therapy	Yes	100%
Occupational Therapy	Yes	100%
Speech Therapy	Yes	98%
Medical Social Services	Yes	96%
Home Health Aide	Yes	96%

Source: CMS Home Health Compare, data as of 4/2015

Payments Per Visit, Per Episode



Source: Avalere Health LLC analysis of 2013 Medicare fee-for-service claims data

Process and Outcome of Care Measures

	Medstar Health VNA	Maryland Average	National Average
Percent of patients who received care in a timely manner ¹	89%	90%	92%
Percent of patients who required unplanned care in the E.D. without being admitted to the hospital ²	11%	11%	12%
Percent of patients admitted to the hospital ²	16%	17%	16%
Percent of patients assessed for fall risk ¹	99%	97%	98%
Percent assessed for risk of developing pressure ulcers ¹	99%	99%	99%
Percent of patients screened for depression ¹	96%	96%	98%
Percent of patients assessed for pain at the start or resumption of care ¹	99%	98%	99%
Percent of patients (or their family caregivers) taught about their drugs ¹	91%	90%	93%
Percent of patients who received a flu shot for the current flu season ¹	80%	77%	73%

Source: ¹ CMS Home Health Compare, data collected 1/2014 through 12/2014; ² CMS Home Health Compare, data collected 10/2013 through 9/2014

Home Health Consumer Assessment of Healthcare Providers and Systems (HCAHPS)

	Medstar Health VNA	Maryland Average	National Average
Percent who reported the HHA team always communicated well	84%	85%	85%
Percent who gave their care a 9 or 10 on a 10 point scale (10 being highest)	87%	82%	84%
Percent who reported the HHA team discussed medicines, pain, and home safety	80%	81%	84%

Source: CMS Home Health Compare, data collected 10/2013 through 9/2014

County Name: **Baltimore County**

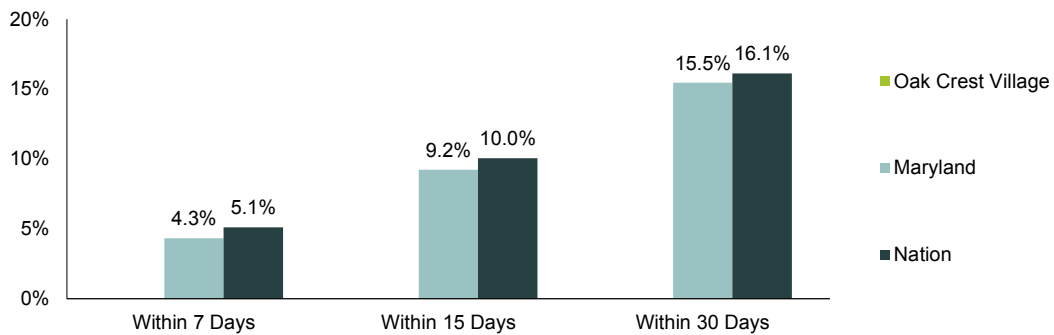
Facility: **Oak Crest Village**

Address: 8820 Walther Blvd
Baltimore
21234

Phone Number: (410) 657-3593
Provider Number: 217155



Percent of Home Health Patients Readmitted Back to Hospital for any Cause
7, 15 & 30 Day Readmissions Data Unavailable



Source: Avalere Health LLC analysis of 2013 Medicare fee-for-service claims data

Most Commonly Billed DRGs During Patients' Prior Hospitalizations

- 1 Syncope & Collapse
- 2 Heart Failure & Shock w/ CC
- 3 Major Joint Replacement or Reattachment of Lower Extremity w/o MCC
- 4 Heart Failure & Shock w/ MCC
- 5 Kidney & Urinary Tract Infections w/o MCC

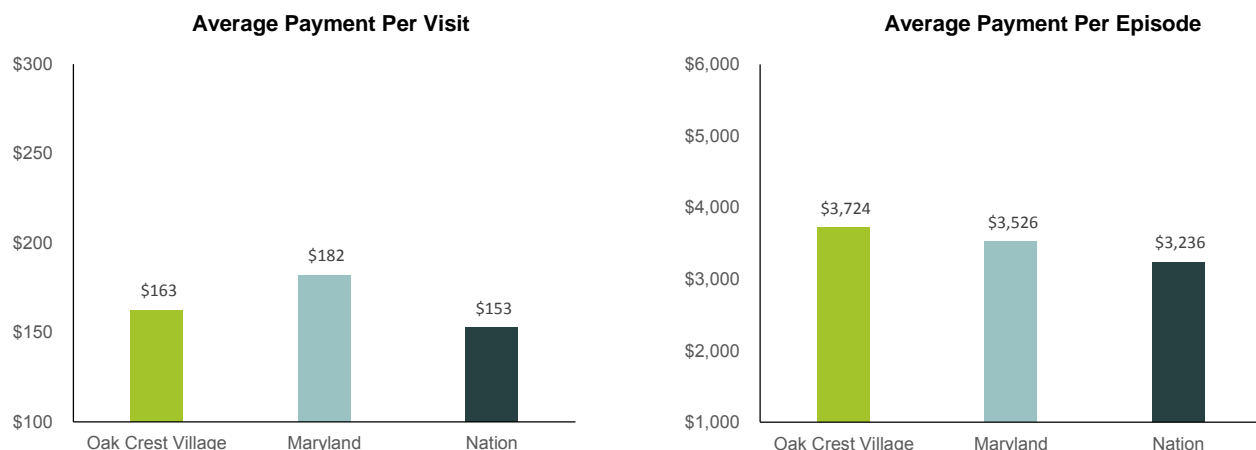
Source: Avalere Health LLC analysis of 2013 Medicare fee-for-service claims data

Clinical Service Offerings

	Oak Crest Village	Percent of Maryland HHAs Offering Services
Nursing Care	Yes	100%
Physical Therapy	Yes	100%
Occupational Therapy	Yes	100%
Speech Therapy	Yes	98%
Medical Social Services	Yes	96%
Home Health Aide	Yes	96%

Source: CMS Home Health Compare, data as of 4/2015

Payments Per Visit, Per Episode



Source: Avalere Health LLC analysis of 2013 Medicare fee-for-service claims data

Process and Outcome of Care Measures

	Oak Crest Village	Maryland Average	National Average
Percent of patients who received care in a timely manner ¹	98%	90%	92%
Percent of patients who required unplanned care in the E.D. without being admitted to the hospital ²	09%	11%	12%
Percent of patients admitted to the hospital ²	15%	17%	16%
Percent of patients assessed for fall risk ¹	100%	97%	98%
Percent assessed for risk of developing pressure ulcers ¹	100%	99%	99%
Percent of patients screened for depression ¹	100%	96%	98%
Percent of patients assessed for pain at the start or resumption of care ¹	100%	98%	99%
Percent of patients (or their family caregivers) taught about their drugs ¹	100%	90%	93%
Percent of patients who received a flu shot for the current flu season ¹	100%	77%	73%

Source: ¹ CMS Home Health Compare, data collected 1/2014 through 12/2014; ² CMS Home Health Compare, data collected 10/2013 through 9/2014

Home Health Consumer Assessment of Healthcare Providers and Systems (HCAHPS)

	Oak Crest Village	Maryland Average	National Average
Percent who reported the HHA team always communicated well	90%*	85%	85%
Percent who gave their care a 9 or 10 on a 10 point scale (10 being highest)	88%*	82%	84%
Percent who reported the HHA team discussed medicines, pain, and home safety	83%*	81%	84%

Source: CMS Home Health Compare, data collected 10/2013 through 9/2014

*Data are limited - fewer than 100 patients completed the survey

County Name: **Baltimore County**

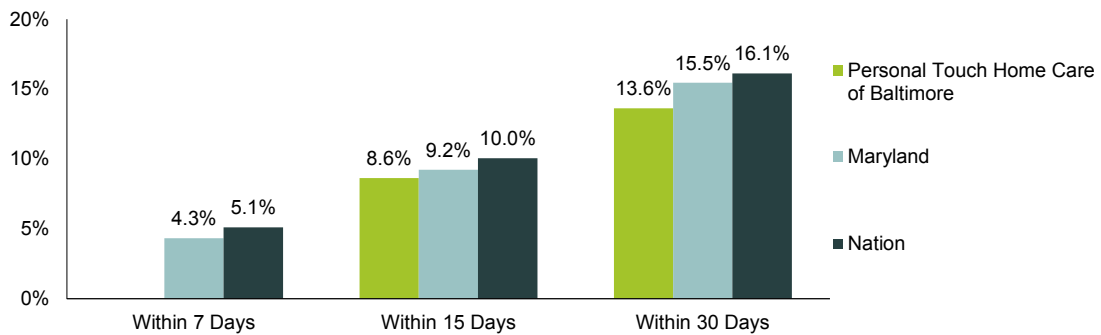
Facility: **Personal Touch Home Care of Baltimore**

Address: 200 East Joppa Road, Suite 103
Towson
21204

Phone Number: (410) 321-8448
Provider Number: 217058



Percent of Home Health Patients Readmitted Back to Hospital for any Cause
7 Day Readmissions Data Unavailable



Source: Avalere Health LLC analysis of 2013 Medicare fee-for-service claims data

Most Commonly Billed DRGs During Patients' Prior Hospitalizations

- 1 Major Joint Replacement or Reattachment of Lower Extremity w/o MCC
- 2 Cellulitis w/o MCC
- 3 Rehabilitation w/ CC/MCC
- 4 Heart Failure & Shock w/o CC/MCC
- 5 Peripheral Vascular Disorders w/ CC

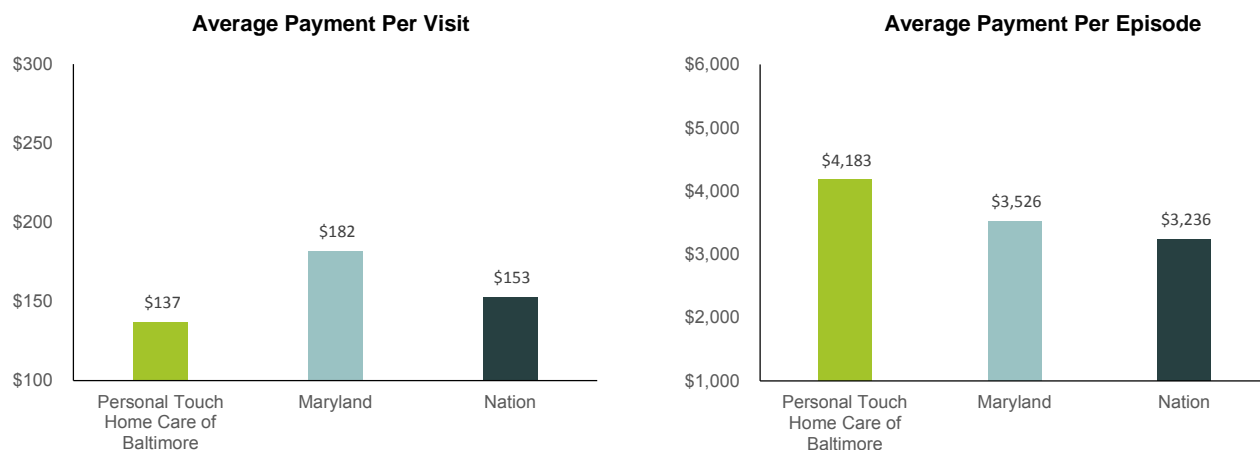
Source: Avalere Health LLC analysis of 2013 Medicare fee-for-service claims data

Clinical Service Offerings

	Personal Touch Home Care of Baltimore	Percent of Maryland HHAs Offering Services
Nursing Care	Yes	100%
Physical Therapy	Yes	100%
Occupational Therapy	Yes	100%
Speech Therapy	Yes	98%
Medical Social Services	Yes	96%
Home Health Aide	Yes	96%

Source: CMS Home Health Compare, data as of 4/2015

Payments Per Visit, Per Episode



Source: Avalere Health LLC analysis of 2013 Medicare fee-for-service claims data

Process and Outcome of Care Measures

	Personal Touch Home Care of Baltimore	Maryland Average	National Average
Percent of patients who received care in a timely manner ¹	92%	90%	92%
Percent of patients who required unplanned care in the E.D. without being admitted to the hospital ²	10%	11%	12%
Percent of patients admitted to the hospital ²	18%	17%	16%
Percent of patients assessed for fall risk ¹	100%	97%	98%
Percent assessed for risk of developing pressure ulcers ¹	100%	99%	99%
Percent of patients screened for depression ¹	98%	96%	98%
Percent of patients assessed for pain at the start or resumption of care ¹	100%	98%	99%
Percent of patients (or their family caregivers) taught about their drugs ¹	100%	90%	93%
Percent of patients who received a flu shot for the current flu season ¹	76%	77%	73%

Source: ¹ CMS Home Health Compare, data collected 1/2014 through 12/2014; ² CMS Home Health Compare, data collected 10/2013 through 9/2014

Home Health Consumer Assessment of Healthcare Providers and Systems (HCAHPS)

	Personal Touch Home Care of Baltimore	Maryland Average	National Average
Percent who reported the HHA team always communicated well	87%	85%	85%
Percent who gave their care a 9 or 10 on a 10 point scale (10 being highest)	82%	82%	84%
Percent who reported the HHA team discussed medicines, pain, and home safety	84%	81%	84%

Source: CMS Home Health Compare, data collected 10/2013 through 9/2014

County Name: **Baltimore County**

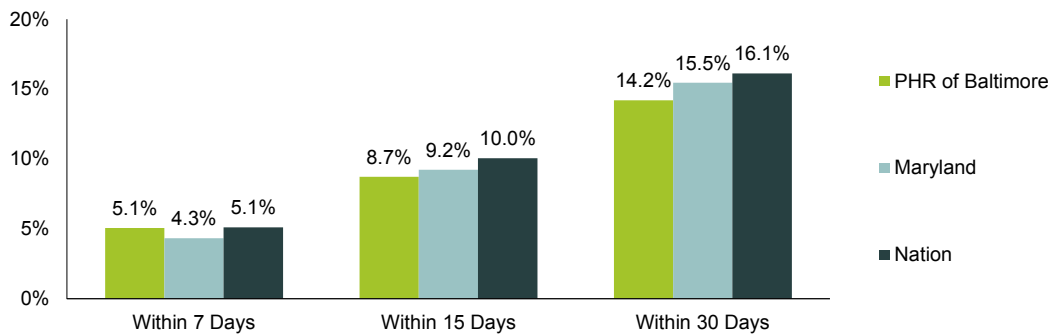
Facility: **PHR of Baltimore**

Address: 1501 South Edgewood Street, Suite A
Baltimore
21227

Phone Number: (410) 368-2825
Provider Number: 217036



Percent of Home Health Patients Readmitted Back to Hospital for any Cause



Source: Avalere Health LLC analysis of 2013 Medicare fee-for-service claims data

Most Commonly Billed DRGs During Patients' Prior Hospitalizations

- 1 Major Joint Replacement or Reattachment of Lower Extremity w/o MCC
- 2 Kidney & Urinary Tract Infections w/o MCC
- 3 Simple Pneumonia & Pleurisy w/ CC
- 4 Chronic Obstructive Pulmonary Disease w/ CC
- 5 Heart Failure & Shock w/ MCC

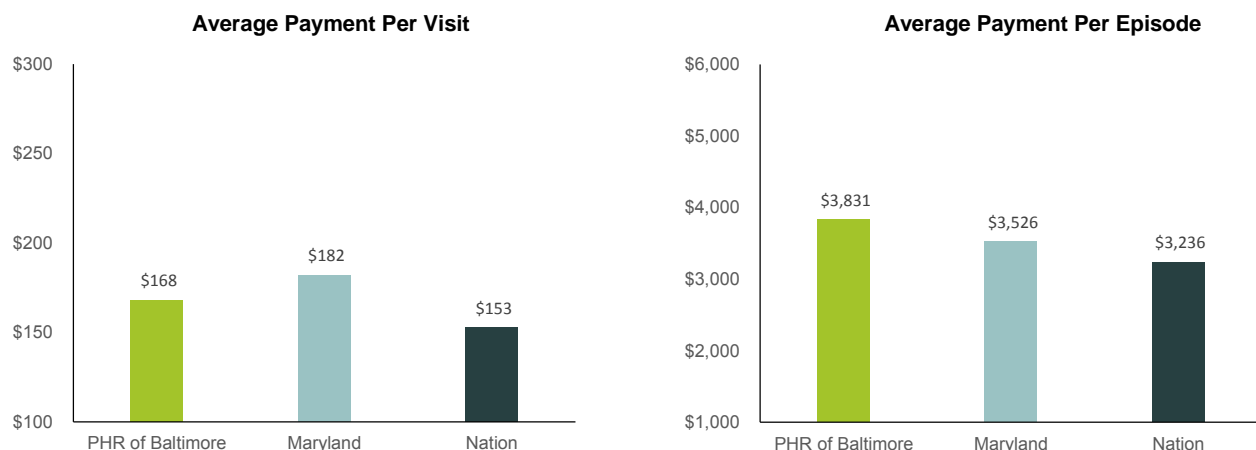
Source: Avalere Health LLC analysis of 2013 Medicare fee-for-service claims data

Clinical Service Offerings

	Percent of Maryland HHAs Offering Services	
	PHR of Baltimore	
Nursing Care	Yes	100%
Physical Therapy	Yes	100%
Occupational Therapy	Yes	100%
Speech Therapy	Yes	98%
Medical Social Services	Yes	96%
Home Health Aide	Yes	96%

Source: CMS Home Health Compare, data as of 4/2015

Payments Per Visit, Per Episode



Source: Avalere Health LLC analysis of 2013 Medicare fee-for-service claims data

Process and Outcome of Care Measures

	PHR of Baltimore	Maryland Average	National Average
Percent of patients who received care in a timely manner ¹	96%	90%	92%
Percent of patients who required unplanned care in the E.D. without being admitted to the hospital ²	11%	11%	12%
Percent of patients admitted to the hospital ²	18%	17%	16%
Percent of patients assessed for fall risk ¹	99%	97%	98%
Percent assessed for risk of developing pressure ulcers ¹	100%	99%	99%
Percent of patients screened for depression ¹	98%	96%	98%
Percent of patients assessed for pain at the start or resumption of care ¹	100%	98%	99%
Percent of patients (or their family caregivers) taught about their drugs ¹	99%	90%	93%
Percent of patients who received a flu shot for the current flu season ¹	84%	77%	73%

Source: ¹ CMS Home Health Compare, data collected 1/2014 through 12/2014; ² CMS Home Health Compare, data collected 10/2013 through 9/2014

Home Health Consumer Assessment of Healthcare Providers and Systems (HCAHPS)

	PHR of Baltimore	Maryland Average	National Average
Percent who reported the HHA team always communicated well	80%	85%	85%
Percent who gave their care a 9 or 10 on a 10 point scale (10 being highest)	74%	82%	84%
Percent who reported the HHA team discussed medicines, pain, and home safety	78%	81%	84%

Source: CMS Home Health Compare, data collected 10/2013 through 9/2014

County Name: **Baltimore County**

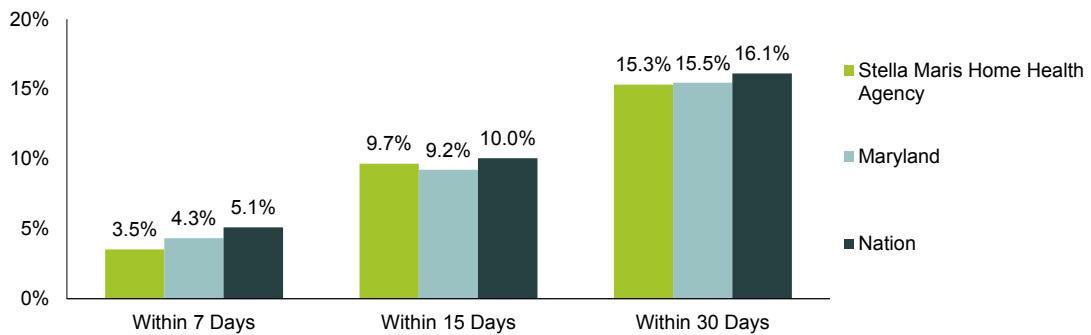
Facility: **Stella Maris Home Health Agency**

Address: 2300 Dulaney Valley Road
Timonium
21093

Phone Number: (410) 252-4500
Provider Number: 217072



Percent of Home Health Patients Readmitted Back to Hospital for any Cause



Source: Avalere Health LLC analysis of 2013 Medicare fee-for-service claims data

Most Commonly Billed DRGs During Patients' Prior Hospitalizations

- 1 Major Joint Replacement or Reattachment of Lower Extremity w/o MCC
- 2 Spinal Fusion Except Cervical w/o MCC
- 3 Other Skin, Subcutaneous Tissue & Breast Procedure w/o CC/MCC
- 4 Syncope & Collapse
- 5 Cellulitis w/o MCC

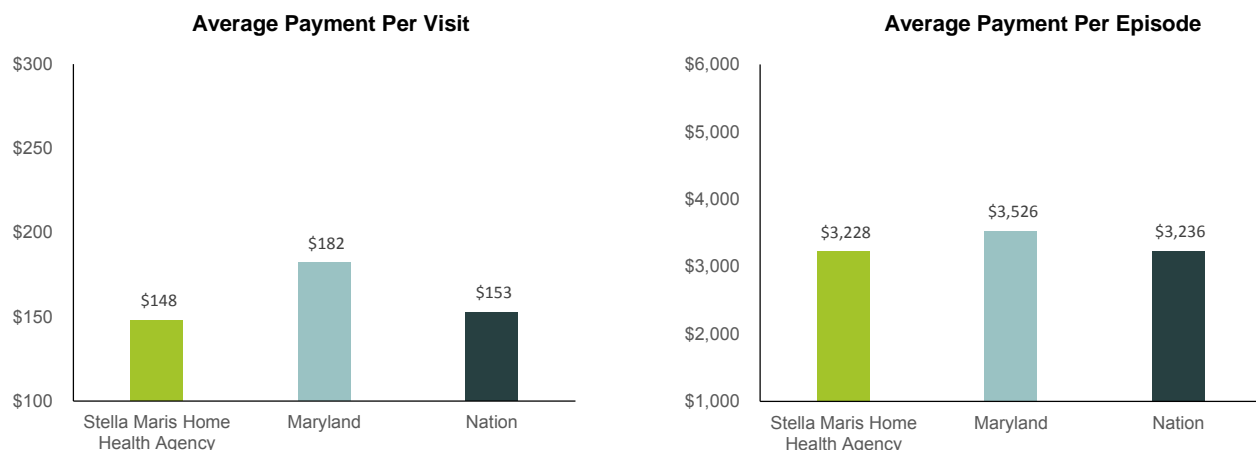
Source: Avalere Health LLC analysis of 2013 Medicare fee-for-service claims data

Clinical Service Offerings

	Stella Maris Home Health Agency	Percent of Maryland HHAs Offering Services
Nursing Care	Yes	100%
Physical Therapy	Yes	100%
Occupational Therapy	Yes	100%
Speech Therapy	Yes	98%
Medical Social Services	Yes	96%
Home Health Aide	Yes	96%

Source: CMS Home Health Compare, data as of 4/2015

Payments Per Visit, Per Episode



Source: Avalere Health LLC analysis of 2013 Medicare fee-for-service claims data

Process and Outcome of Care Measures

	Stella Maris Home Health Agency	Maryland Average	National Average
Percent of patients who received care in a timely manner ¹	94%	90%	92%
Percent of patients who required unplanned care in the E.D. without being admitted to the hospital ²	11%	11%	12%
Percent of patients admitted to the hospital ²	17%	17%	16%
Percent of patients assessed for fall risk ¹	99%	97%	98%
Percent assessed for risk of developing pressure ulcers ¹	96%	99%	99%
Percent of patients screened for depression ¹	97%	96%	98%
Percent of patients assessed for pain at the start or resumption of care ¹	98%	98%	99%
Percent of patients (or their family caregivers) taught about their drugs ¹	93%	90%	93%
Percent of patients who received a flu shot for the current flu season ¹	80%	77%	73%

Source: ¹ CMS Home Health Compare, data collected 1/2014 through 12/2014; ² CMS Home Health Compare, data collected 10/2013 through 9/2014

Home Health Consumer Assessment of Healthcare Providers and Systems (HCAHPS)

	Stella Maris Home Health Agency	Maryland Average	National Average
Percent who reported the HHA team always communicated well	89%	85%	85%
Percent who gave their care a 9 or 10 on a 10 point scale (10 being highest)	88%	82%	84%
Percent who reported the HHA team discussed medicines, pain, and home safety	88%	81%	84%

Source: CMS Home Health Compare, data collected 10/2013 through 9/2014

County Name: **Baltimore County**

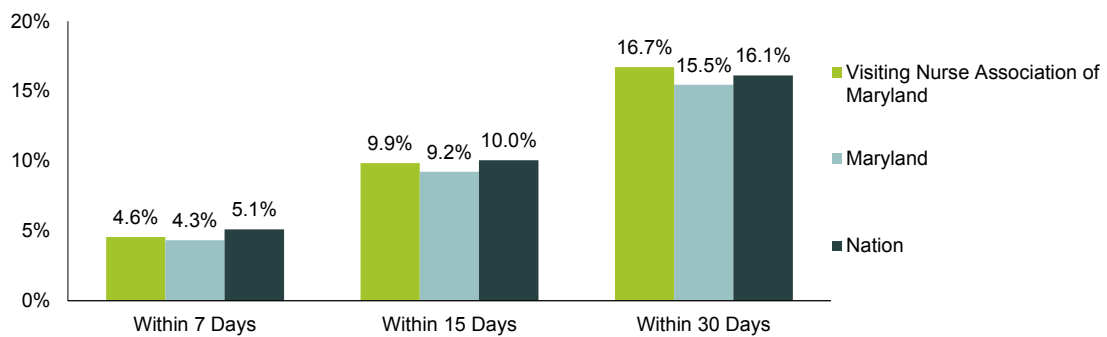
Facility: **Visiting Nurse Association of Maryland**

Address: 7008 Security Blvd
Baltimore
21244

Phone Number: (410) 594-2600
Provider Number: 217008



Percent of Home Health Patients Readmitted Back to Hospital for any Cause



Source: Avalere Health LLC analysis of 2013 Medicare fee-for-service claims data

Most Commonly Billed DRGs During Patients' Prior Hospitalizations

- 1 Rehabilitation w/ CC/MCC
- 2 Major Joint Replacement or Reattachment of Lower Extremity w/o MCC
- 3 Rehabilitation w/o CC/MCC
- 4 Heart Failure & Shock w/ CC
- 5 Cellulitis w/o MCC

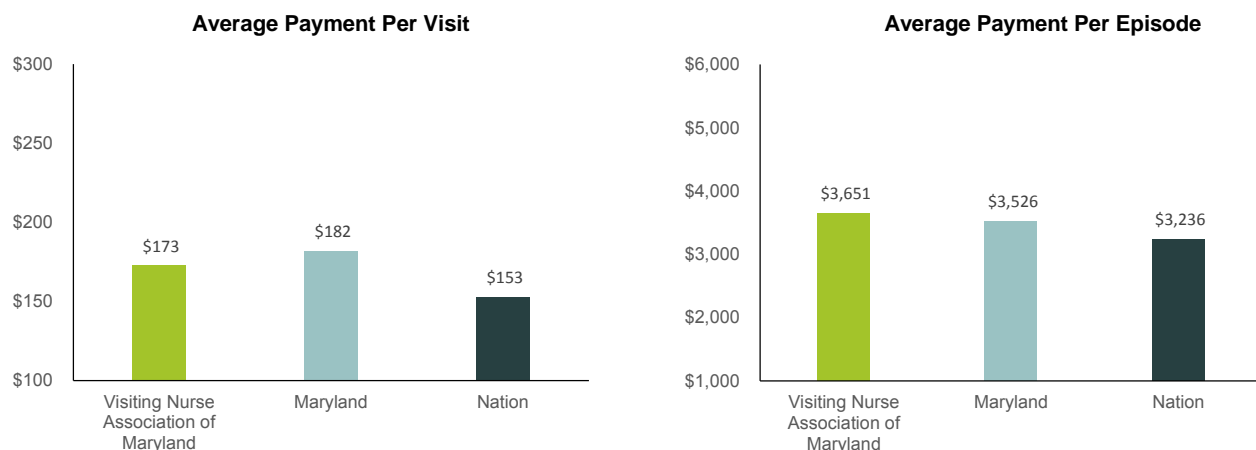
Source: Avalere Health LLC analysis of 2013 Medicare fee-for-service claims data

Clinical Service Offerings

	Visiting Nurse Association of Maryland	Percent of Maryland HHAs Offering Services
Nursing Care	Yes	100%
Physical Therapy	Yes	100%
Occupational Therapy	Yes	100%
Speech Therapy	Yes	98%
Medical Social Services	Yes	96%
Home Health Aide	Yes	96%

Source: CMS Home Health Compare, data as of 4/2015

Payments Per Visit, Per Episode



Source: Avalere Health LLC analysis of 2013 Medicare fee-for-service claims data

Process and Outcome of Care Measures

	Visiting Nurse Association of Maryland	Maryland Average	National Average
Percent of patients who received care in a timely manner ¹	91%	90%	92%
Percent of patients who required unplanned care in the E.D. without being admitted to the hospital ²	11%	11%	12%
Percent of patients admitted to the hospital ²	19%	17%	16%
Percent of patients assessed for fall risk ¹	100%	97%	98%
Percent assessed for risk of developing pressure ulcers ¹	100%	99%	99%
Percent of patients screened for depression ¹	98%	96%	98%
Percent of patients assessed for pain at the start or resumption of care ¹	99%	98%	99%
Percent of patients (or their family caregivers) taught about their drugs ¹	97%	90%	93%
Percent of patients who received a flu shot for the current flu season ¹	69%	77%	73%

Source: ¹ CMS Home Health Compare, data collected 1/2014 through 12/2014; ² CMS Home Health Compare, data collected 10/2013 through 9/2014

Home Health Consumer Assessment of Healthcare Providers and Systems (HCAHPS)

	Visiting Nurse Association of Maryland	Maryland Average	National Average
Percent who reported the HHA team always communicated well	87%	85%	85%
Percent who gave their care a 9 or 10 on a 10 point scale (10 being highest)	89%	82%	84%
Percent who reported the HHA team discussed medicines, pain, and home safety	87%	81%	84%

Source: CMS Home Health Compare, data collected 10/2013 through 9/2014

County Name: **Carroll County**

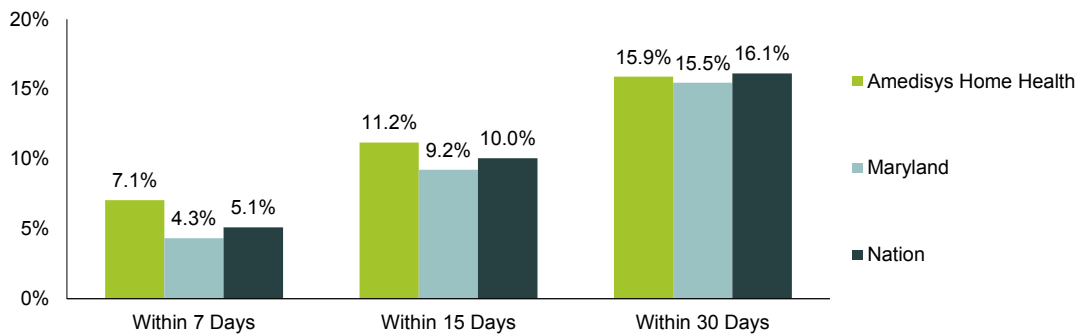
Facility: **Amedisys Home Health**

Address: 511 Jermor Lane, Suite 200
Westminster
21157

Phone Number: (410) 751-9904
Provider Number: 217048



Percent of Home Health Patients Readmitted Back to Hospital for any Cause



Source: Avalere Health LLC analysis of 2013 Medicare fee-for-service claims data

Most Commonly Billed DRGs During Patients' Prior Hospitalizations

- 1 Kidney & Urinary Tract Infections w/o MCC
- 2 Rehabilitation w/ CC/MCC
- 3 Septicemia or Severe Sepsis w/o Mechanical Ventilation 96+ Hours w/ MCC
- 4 Septicemia or Severe Sepsis w/o Mechanical Ventilation 96+ Hours w/o MCC
- 5 Heart Failure & Shock w/ CC

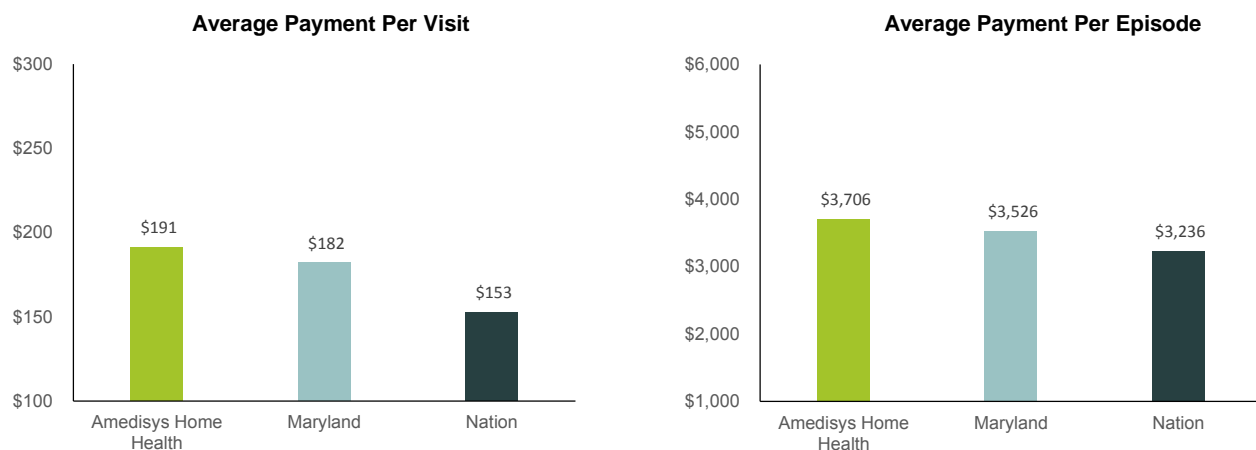
Source: Avalere Health LLC analysis of 2013 Medicare fee-for-service claims data

Clinical Service Offerings

	Amedisys Home Health	Percent of Maryland HHAs Offering Services
Nursing Care	Yes	100%
Physical Therapy	Yes	100%
Occupational Therapy	Yes	100%
Speech Therapy	Yes	98%
Medical Social Services	Yes	96%
Home Health Aide	Yes	96%

Source: CMS Home Health Compare, data as of 4/2015

Payments Per Visit, Per Episode



Source: Avalere Health LLC analysis of 2013 Medicare fee-for-service claims data

Process and Outcome of Care Measures

	Amedisys Home Health	Maryland Average	National Average
Percent of patients who received care in a timely manner ¹	90%	90%	92%
Percent of patients who required unplanned care in the E.D. without being admitted to the hospital ²	10%	11%	12%
Percent of patients admitted to the hospital ²	15%	17%	16%
Percent of patients assessed for fall risk ¹	87%	97%	98%
Percent assessed for risk of developing pressure ulcers ¹	100%	99%	99%
Percent of patients screened for depression ¹	99%	96%	98%
Percent of patients assessed for pain at the start or resumption of care ¹	86%	98%	99%
Percent of patients (or their family caregivers) taught about their drugs ¹	95%	90%	93%
Percent of patients who received a flu shot for the current flu season ¹	82%	77%	73%

Source: ¹ CMS Home Health Compare, data collected 1/2014 through 12/2014; ² CMS Home Health Compare, data collected 10/2013 through 9/2014

Home Health Consumer Assessment of Healthcare Providers and Systems (HCAHPS)

	Amedisys Home Health	Maryland Average	National Average
Percent who reported the HHA team always communicated well	82%	85%	85%
Percent who gave their care a 9 or 10 on a 10 point scale (10 being highest)	83%	82%	84%
Percent who reported the HHA team discussed medicines, pain, and home safety	83%	81%	84%

Source: CMS Home Health Compare, data collected 10/2013 through 9/2014

County Name: **Carroll County**

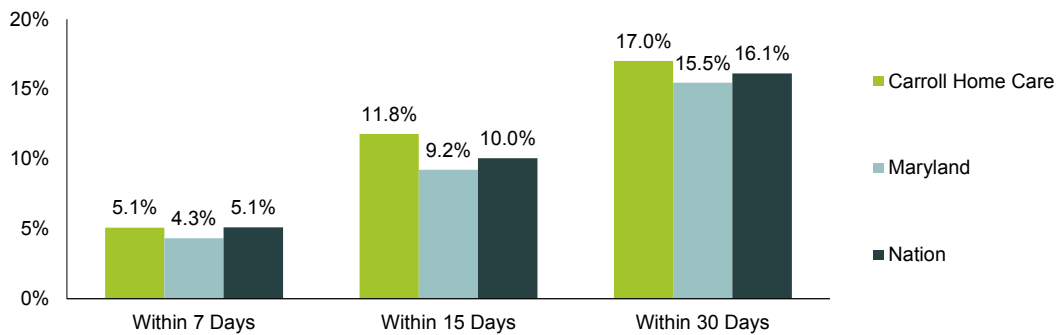
Facility: **Carroll Home Care**

Address: 292 Stoner Avenue
Westminster
21157

Phone Number: (410) 871-8000
Provider Number: 217144



Percent of Home Health Patients Readmitted Back to Hospital for any Cause



Source: Avalere Health LLC analysis of 2013 Medicare fee-for-service claims data

Most Commonly Billed DRGs During Patients' Prior Hospitalizations

- 1 Major Joint Replacement or Reattachment of Lower Extremity w/o MCC
- 2 Heart Failure & Shock w/ CC
- 3 Septicemia or Severe Sepsis w/o Mechanical Ventilation 96+ Hours w/o MCC
- 4 Septicemia or Severe Sepsis w/o Mechanical Ventilation 96+ Hours w/ MCC
- 5 Simple Pneumonia & Pleurisy w/ CC

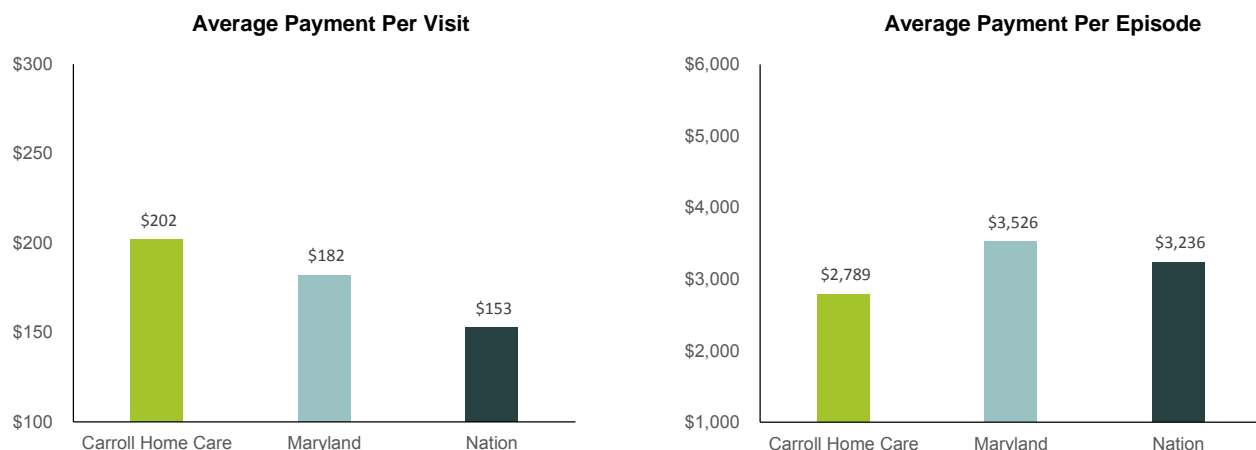
Source: Avalere Health LLC analysis of 2013 Medicare fee-for-service claims data

Clinical Service Offerings

	Percent of Maryland HHAs Offering Services	
	Carroll Home Care	
Nursing Care	Yes	100%
Physical Therapy	Yes	100%
Occupational Therapy	Yes	100%
Speech Therapy	Yes	98%
Medical Social Services	Yes	96%
Home Health Aide	Yes	96%

Source: CMS Home Health Compare, data as of 4/2015

Payments Per Visit, Per Episode



Source: Avalere Health LLC analysis of 2013 Medicare fee-for-service claims data

Process and Outcome of Care Measures

	Carroll Home Care	Maryland Average	National Average
Percent of patients who received care in a timely manner ¹	97%	90%	92%
Percent of patients who required unplanned care in the E.D. without being admitted to the hospital ²	09%	11%	12%
Percent of patients admitted to the hospital ²	17%	17%	16%
Percent of patients assessed for fall risk ¹	89%	97%	98%
Percent assessed for risk of developing pressure ulcers ¹	100%	99%	99%
Percent of patients screened for depression ¹	100%	96%	98%
Percent of patients assessed for pain at the start or resumption of care ¹	100%	98%	99%
Percent of patients (or their family caregivers) taught about their drugs ¹	78%	90%	93%
Percent of patients who received a flu shot for the current flu season ¹	76%	77%	73%

Source: ¹ CMS Home Health Compare, data collected 1/2014 through 12/2014; ² CMS Home Health Compare, data collected 10/2013 through 9/2014

Home Health Consumer Assessment of Healthcare Providers and Systems (HCAHPS)

	Carroll Home Care	Maryland Average	National Average
Percent who reported the HHA team always communicated well	91%	85%	85%
Percent who gave their care a 9 or 10 on a 10 point scale (10 being highest)	86%	82%	84%
Percent who reported the HHA team discussed medicines, pain, and home safety	86%	81%	84%

Source: CMS Home Health Compare, data collected 10/2013 through 9/2014

County Name: **Carroll County**

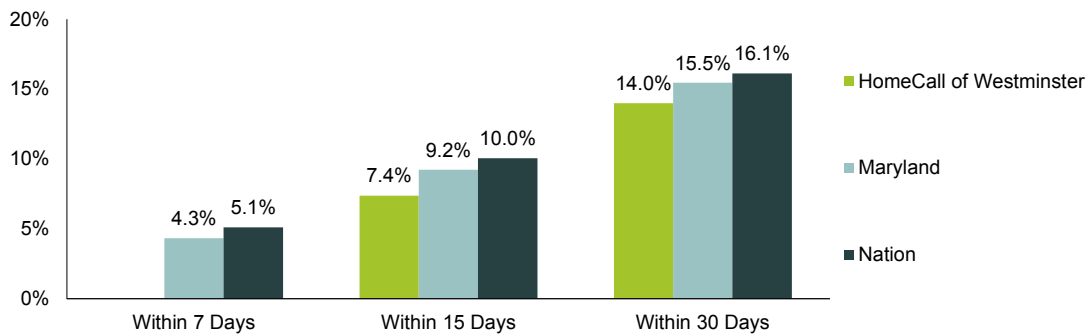
Facility: **HomeCall of Westminster**

Address: 844 Washington Road, Suite 301
Westminster
21157

Phone Number: (410) 848-5379
Provider Number: 217115



Percent of Home Health Patients Readmitted Back to Hospital for any Cause
7 Day Readmissions Data Unavailable



Source: Avalere Health LLC analysis of 2013 Medicare fee-for-service claims data

Most Commonly Billed DRGs During Patients' Prior Hospitalizations

- 1 Major Joint Replacement or Reattachment of Lower Extremity w/o MCC
- 2 Kidney & Urinary Tract Infections w/o MCC
- 3 Heart Failure & Shock w/ CC
- 4 Septicemia or Severe Sepsis w/o Mechanical Ventilation 96+ Hours w/ MCC
- 5 Miscellaneous Disorders of Nutrition, Metabolism, Fluids/Electrolytes w/o MCC

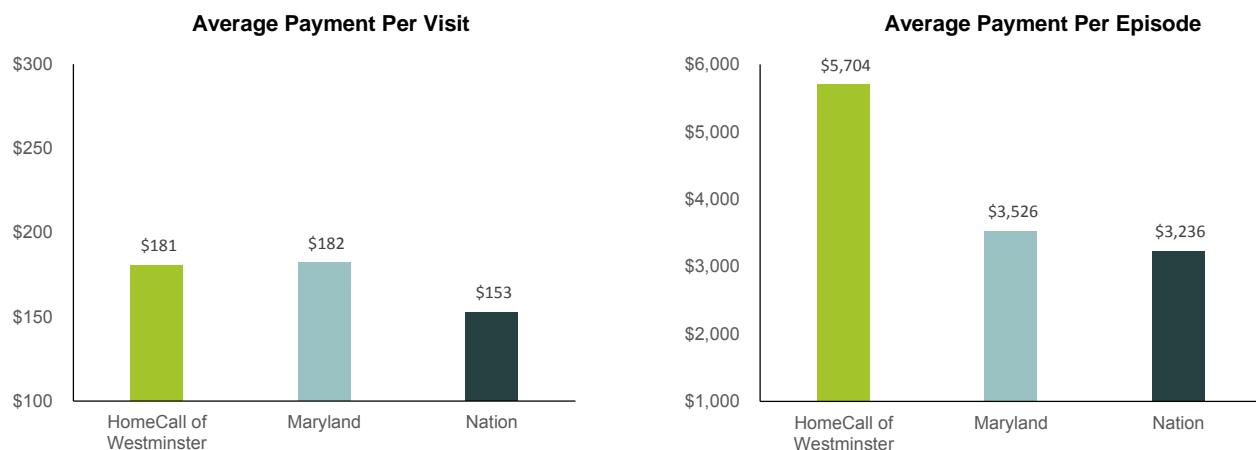
Source: Avalere Health LLC analysis of 2013 Medicare fee-for-service claims data

Clinical Service Offerings

	HomeCall of Westminster	Percent of Maryland HHAs Offering Services
Nursing Care	Yes	100%
Physical Therapy	Yes	100%
Occupational Therapy	Yes	100%
Speech Therapy	Yes	98%
Medical Social Services	Yes	96%
Home Health Aide	Yes	96%

Source: CMS Home Health Compare, data as of 4/2015

Payments Per Visit, Per Episode



Source: Avalere Health LLC analysis of 2013 Medicare fee-for-service claims data

Process and Outcome of Care Measures

	HomeCall of Westminster	Maryland Average	National Average
Percent of patients who received care in a timely manner ¹	82%	90%	92%
Percent of patients who required unplanned care in the E.D. without being admitted to the hospital ²	12%	11%	12%
Percent of patients admitted to the hospital ²	17%	17%	16%
Percent of patients assessed for fall risk ¹	100%	97%	98%
Percent assessed for risk of developing pressure ulcers ¹	99%	99%	99%
Percent of patients screened for depression ¹	91%	96%	98%
Percent of patients assessed for pain at the start or resumption of care ¹	96%	98%	99%
Percent of patients (or their family caregivers) taught about their drugs ¹	44%	90%	93%
Percent of patients who received a flu shot for the current flu season ¹	60%	77%	73%

Source: ¹ CMS Home Health Compare, data collected 1/2014 through 12/2014; ² CMS Home Health Compare, data collected 10/2013 through 9/2014

Home Health Consumer Assessment of Healthcare Providers and Systems (HCAHPS)

	HomeCall of Westminster	Maryland Average	National Average
Percent who reported the HHA team always communicated well	84%	85%	85%
Percent who gave their care a 9 or 10 on a 10 point scale (10 being highest)	83%	82%	84%
Percent who reported the HHA team discussed medicines, pain, and home safety	82%	81%	84%

Source: CMS Home Health Compare, data collected 10/2013 through 9/2014

County Name: **Carroll County**

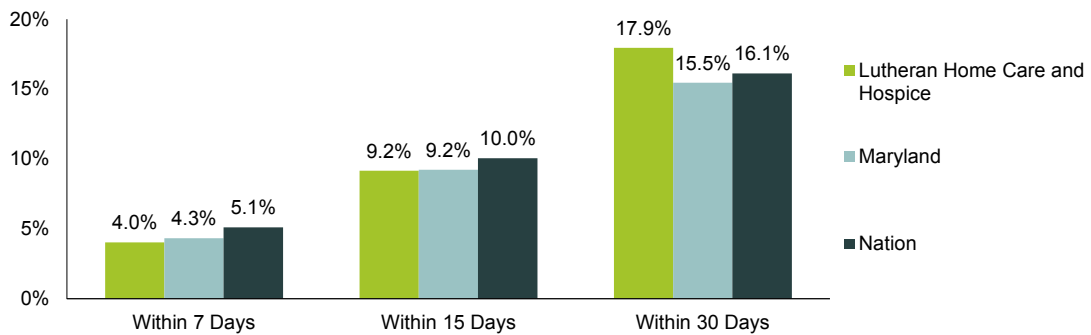
Facility: **Lutheran Home Care and Hospice**

Address: 187 East Main Street
Westminster
21157

Phone Number: (410) 751-2429
Provider Number: 217153



Percent of Home Health Patients Readmitted Back to Hospital for any Cause



Source: Avalere Health LLC analysis of 2013 Medicare fee-for-service claims data

Most Commonly Billed DRGs During Patients' Prior Hospitalizations

- 1 Rehabilitation w/ CC/MCC
- 2 Major Joint Replacement or Reattachment of Lower Extremity w/o MCC
- 3 Simple Pneumonia & Pleurisy w/ CC
- 4 Septicemia or Severe Sepsis w/o Mechanical Ventilation 96+ Hours w/ MCC
- 5 Simple Pneumonia & Pleurisy w/ MCC

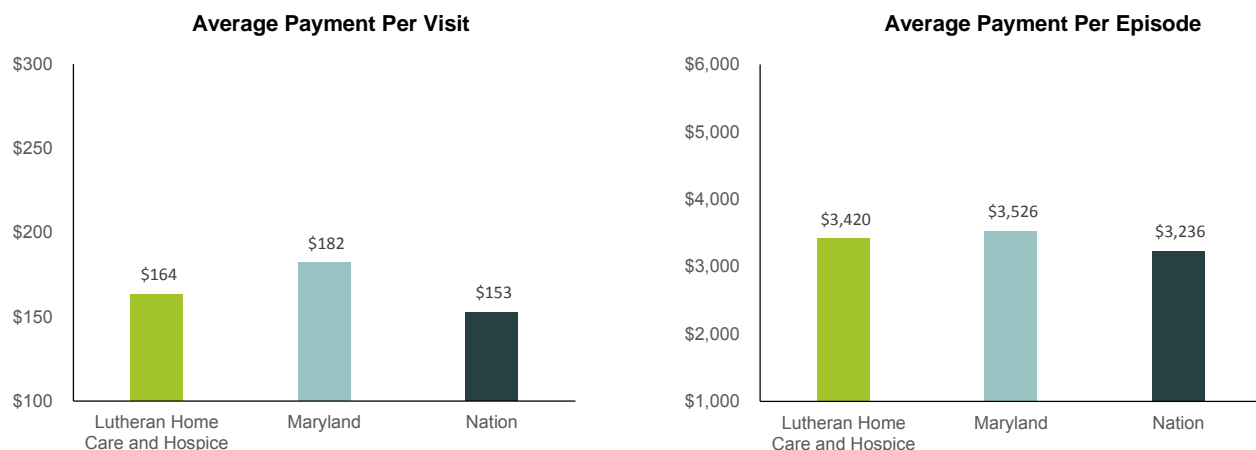
Source: Avalere Health LLC analysis of 2013 Medicare fee-for-service claims data

Clinical Service Offerings

	Lutheran Home Care and Hospice	Percent of Maryland HHAs Offering Services
Nursing Care	Yes	100%
Physical Therapy	Yes	100%
Occupational Therapy	Yes	100%
Speech Therapy	Yes	98%
Medical Social Services	Yes	96%
Home Health Aide	Yes	96%

Source: CMS Home Health Compare, data as of 4/2015

Payments Per Visit, Per Episode



Source: Avalere Health LLC analysis of 2013 Medicare fee-for-service claims data

Process and Outcome of Care Measures

	Lutheran Home Care and Hospice	Maryland Average	National Average
Percent of patients who received care in a timely manner ¹	96%	90%	92%
Percent of patients who required unplanned care in the E.D. without being admitted to the hospital ²	13%	11%	12%
Percent of patients admitted to the hospital ²	22%	17%	16%
Percent of patients assessed for fall risk ¹	100%	97%	98%
Percent assessed for risk of developing pressure ulcers ¹	100%	99%	99%
Percent of patients screened for depression ¹	98%	96%	98%
Percent of patients assessed for pain at the start or resumption of care ¹	100%	98%	99%
Percent of patients (or their family caregivers) taught about their drugs ¹	97%	90%	93%
Percent of patients who received a flu shot for the current flu season ¹	73%	77%	73%

Source: ¹ CMS Home Health Compare, data collected 1/2014 through 12/2014; ² CMS Home Health Compare, data collected 10/2013 through 9/2014

Home Health Consumer Assessment of Healthcare Providers and Systems (HCAHPS)

	Lutheran Home Care and Hospice	Maryland Average	National Average
Percent who reported the HHA team always communicated well	93%	85%	85%
Percent who gave their care a 9 or 10 on a 10 point scale (10 being highest)	90%	82%	84%
Percent who reported the HHA team discussed medicines, pain, and home safety	83%	81%	84%

Source: CMS Home Health Compare, data collected 10/2013 through 9/2014

County Name: **Cecil County**

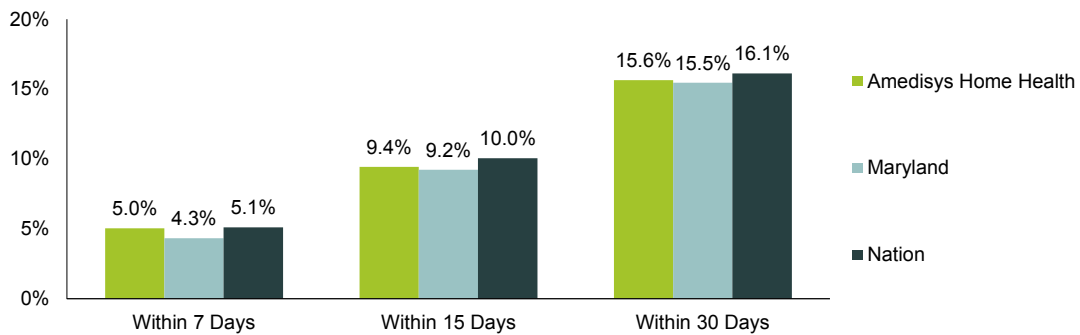
Facility: **Amedisys Home Health**

Address: 107 Chesapeake Blvd, Suite 114
Elkton
21921

Phone Number: (410) 398-4733
Provider Number: 217151



Percent of Home Health Patients Readmitted Back to Hospital for any Cause



Source: Avalere Health LLC analysis of 2013 Medicare fee-for-service claims data

Most Commonly Billed DRGs During Patients' Prior Hospitalizations

- 1 Major Joint Replacement or Reattachment of Lower Extremity w/o MCC
- 2 Pulmonary Edema & Respiratory Failure
- 3 Septicemia or Severe Sepsis w/o Mechanical Ventilation 96+ Hours w/ MCC
- 4 Chronic Obstructive Pulmonary Disease w/ CC
- 5 Chronic Obstructive Pulmonary Disease w/ MCC

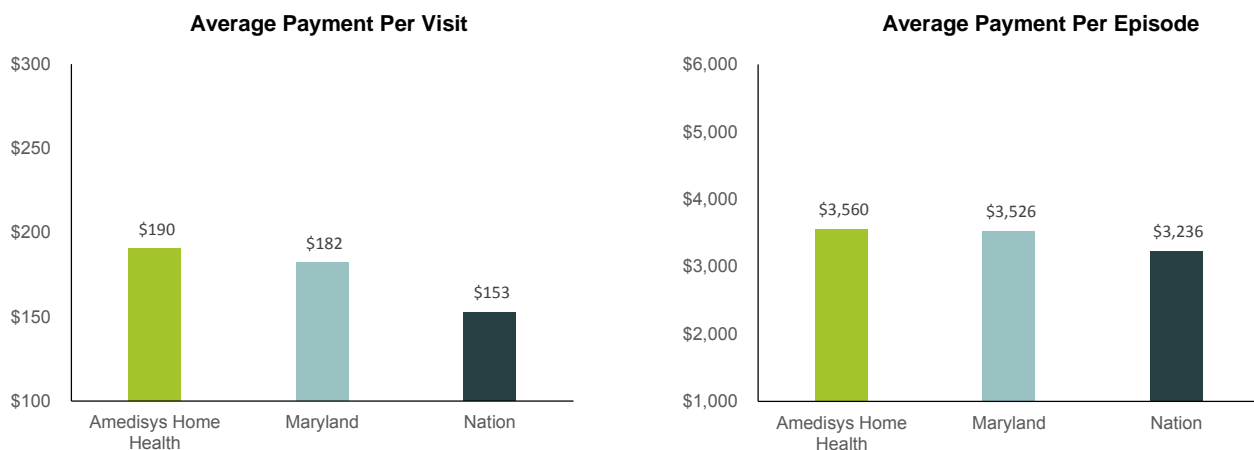
Source: Avalere Health LLC analysis of 2013 Medicare fee-for-service claims data

Clinical Service Offerings

	Amedisys Home Health	Percent of Maryland HHAs Offering Services
Nursing Care	Yes	100%
Physical Therapy	Yes	100%
Occupational Therapy	Yes	100%
Speech Therapy	Yes	98%
Medical Social Services	Yes	96%
Home Health Aide	Yes	96%

Source: CMS Home Health Compare, data as of 4/2015

Payments Per Visit, Per Episode



Source: Avalere Health LLC analysis of 2013 Medicare fee-for-service claims data

Process and Outcome of Care Measures

	Amedisys Home Health	Maryland Average	National Average
Percent of patients who received care in a timely manner ¹	93%	90%	92%
Percent of patients who required unplanned care in the E.D. without being admitted to the hospital ²	14%	11%	12%
Percent of patients admitted to the hospital ²	16%	17%	16%
Percent of patients assessed for fall risk ¹	88%	97%	98%
Percent assessed for risk of developing pressure ulcers ¹	100%	99%	99%
Percent of patients screened for depression ¹	99%	96%	98%
Percent of patients assessed for pain at the start or resumption of care ¹	90%	98%	99%
Percent of patients (or their family caregivers) taught about their drugs ¹	94%	90%	93%
Percent of patients who received a flu shot for the current flu season ¹	87%	77%	73%

Source: ¹ CMS Home Health Compare, data collected 1/2014 through 12/2014; ² CMS Home Health Compare, data collected 10/2013 through 9/2014

Home Health Consumer Assessment of Healthcare Providers and Systems (HCAHPS)

	Amedisys Home Health	Maryland Average	National Average
Percent who reported the HHA team always communicated well	87%	85%	85%
Percent who gave their care a 9 or 10 on a 10 point scale (10 being highest)	86%	82%	84%
Percent who reported the HHA team discussed medicines, pain, and home safety	88%	81%	84%

Source: CMS Home Health Compare, data collected 10/2013 through 9/2014

County Name: **Charles County**

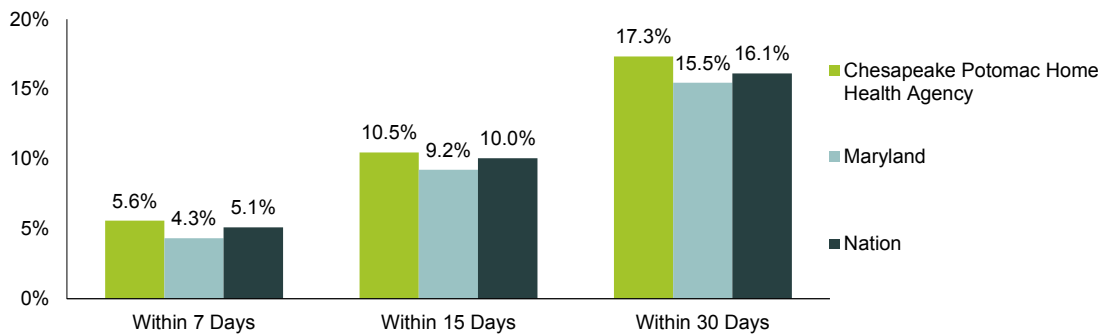
Facility: **Chesapeake Potomac Home Health Agency**

Address: 7627 Leonardtown Road
Hughesville
20637

Phone Number: (301) 274-9000
Provider Number: 217138



Percent of Home Health Patients Readmitted Back to Hospital for any Cause



Source: Avalere Health LLC analysis of 2013 Medicare fee-for-service claims data

Most Commonly Billed DRGs During Patients' Prior Hospitalizations

- 1 Major Joint Replacement or Reattachment of Lower Extremity w/o MCC
- 2 Heart Failure & Shock w/ CC
- 3 Kidney & Urinary Tract Infections w/o MCC
- 4 Simple Pneumonia & Pleurisy w/ CC
- 5 Chronic Obstructive Pulmonary Disease w/ CC

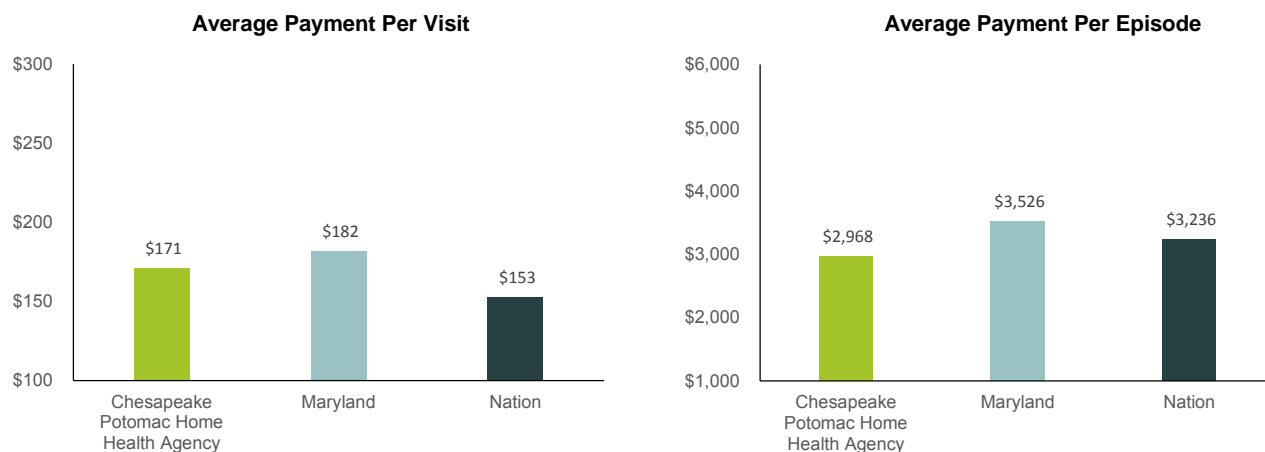
Source: Avalere Health LLC analysis of 2013 Medicare fee-for-service claims data

Clinical Service Offerings

	Chesapeake Potomac Home Health Agency	Percent of Maryland HHAs Offering Services
Nursing Care	Yes	100%
Physical Therapy	Yes	100%
Occupational Therapy	Yes	100%
Speech Therapy	Yes	98%
Medical Social Services	Yes	96%
Home Health Aide	Yes	96%

Source: CMS Home Health Compare, data as of 4/2015

Payments Per Visit, Per Episode



Source: Avalere Health LLC analysis of 2013 Medicare fee-for-service claims data

Process and Outcome of Care Measures

	Chesapeake Potomac Home Health Agency	Maryland Average	National Average
Percent of patients who received care in a timely manner ¹	78%	90%	92%
Percent of patients who required unplanned care in the E.D. without being admitted to the hospital ²	15%	11%	12%
Percent of patients admitted to the hospital ²	16%	17%	16%
Percent of patients assessed for fall risk ¹	88%	97%	98%
Percent assessed for risk of developing pressure ulcers ¹	98%	99%	99%
Percent of patients screened for depression ¹	99%	96%	98%
Percent of patients assessed for pain at the start or resumption of care ¹	98%	98%	99%
Percent of patients (or their family caregivers) taught about their drugs ¹	83%	90%	93%
Percent of patients who received a flu shot for the current flu season ¹	69%	77%	73%

Source: ¹ CMS Home Health Compare, data collected 1/2014 through 12/2014; ² CMS Home Health Compare, data collected 10/2013 through 9/2014

Home Health Consumer Assessment of Healthcare Providers and Systems (HCAHPS)

	Chesapeake Potomac Home Health Agency	Maryland Average	National Average
Percent who reported the HHA team always communicated well	86%	85%	85%
Percent who gave their care a 9 or 10 on a 10 point scale (10 being highest)	86%	82%	84%
Percent who reported the HHA team discussed medicines, pain, and home safety	86%	81%	84%

Source: CMS Home Health Compare, data collected 10/2013 through 9/2014

County Name: **Frederick County**

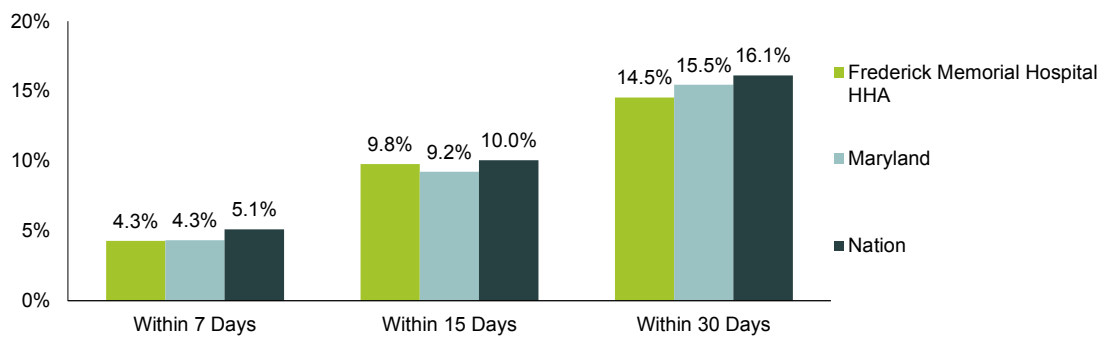
Facility: **Frederick Memorial Hospital HHA**

Address: 605 East Church Street
Frederick
21701

Phone Number: (240) 566-3568
Provider Number: 217034



Percent of Home Health Patients Readmitted Back to Hospital for any Cause



Source: Avalere Health LLC analysis of 2013 Medicare fee-for-service claims data

Most Commonly Billed DRGs During Patients' Prior Hospitalizations

- 1 Major Joint Replacement or Reattachment of Lower Extremity w/o MCC
- 2 Heart Failure & Shock w/ CC
- 3 Simple Pneumonia & Pleurisy w/ CC
- 4 Heart Failure & Shock w/ MCC
- 5 Septicemia or Severe Sepsis w/o Mechanical Ventilation 96+ Hours w/ MCC

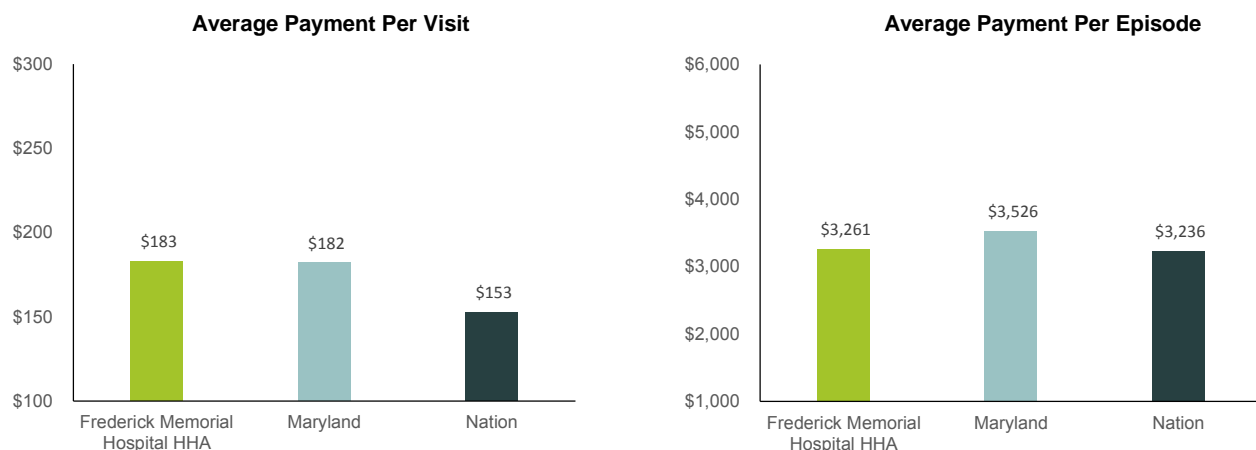
Source: Avalere Health LLC analysis of 2013 Medicare fee-for-service claims data

Clinical Service Offerings

	Frederick Memorial Hospital HHA	Percent of Maryland HHAs Offering Services
Nursing Care	Yes	100%
Physical Therapy	Yes	100%
Occupational Therapy	Yes	100%
Speech Therapy	Yes	98%
Medical Social Services	Yes	96%
Home Health Aide	Yes	96%

Source: CMS Home Health Compare, data as of 4/2015

Payments Per Visit, Per Episode



Source: Avalere Health LLC analysis of 2013 Medicare fee-for-service claims data

Process and Outcome of Care Measures

	Frederick Memorial Hospital HHA	Maryland Average	National Average
Percent of patients who received care in a timely manner ¹	90%	90%	92%
Percent of patients who required unplanned care in the E.D. without being admitted to the hospital ²	13%	11%	12%
Percent of patients admitted to the hospital ²	14%	17%	16%
Percent of patients assessed for fall risk ¹	99%	97%	98%
Percent assessed for risk of developing pressure ulcers ¹	99%	99%	99%
Percent of patients screened for depression ¹	96%	96%	98%
Percent of patients assessed for pain at the start or resumption of care ¹	98%	98%	99%
Percent of patients (or their family caregivers) taught about their drugs ¹	98%	90%	93%
Percent of patients who received a flu shot for the current flu season ¹	77%	77%	73%

Source: ¹ CMS Home Health Compare, data collected 1/2014 through 12/2014; ² CMS Home Health Compare, data collected 10/2013 through 9/2014

Home Health Consumer Assessment of Healthcare Providers and Systems (HCAHPS)

	Frederick Memorial Hospital HHA	Maryland Average	National Average
Percent who reported the HHA team always communicated well	89%	85%	85%
Percent who gave their care a 9 or 10 on a 10 point scale (10 being highest)	87%	82%	84%
Percent who reported the HHA team discussed medicines, pain, and home safety	83%	81%	84%

Source: CMS Home Health Compare, data collected 10/2013 through 9/2014

County Name: **Frederick County**

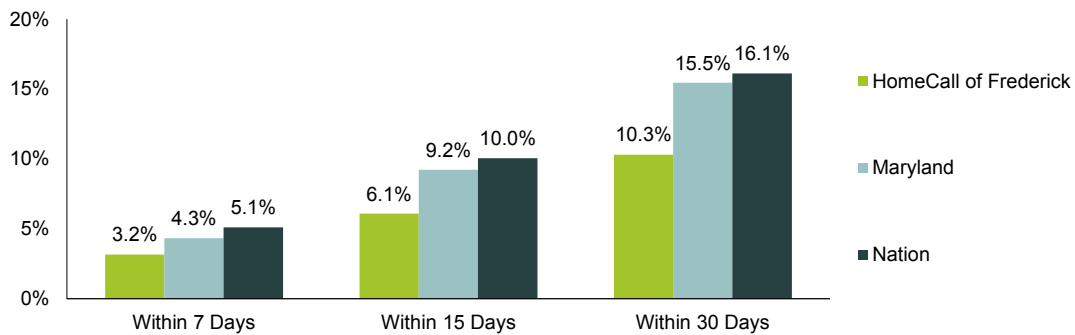
Facility: **HomeCall of Frederick**

Address: 1446 W Patrick Street, Suites 15, 16, & 17
Frederick
21702

Phone Number: (240) 215-4668
Provider Number: 217040



Percent of Home Health Patients Readmitted Back to Hospital for any Cause



Source: Avalere Health LLC analysis of 2013 Medicare fee-for-service claims data

Most Commonly Billed DRGs During Patients' Prior Hospitalizations

- 1 Major Joint Replacement or Reattachment of Lower Extremity w/o MCC
- 2 Rehabilitation w/ CC/MCC
- 3 Simple Pneumonia & Pleurisy w/ CC
- 4 Renal Failure w/ CC
- 5 Septicemia or Severe Sepsis w/o Mechanical Ventilation 96+ Hours w/ MCC

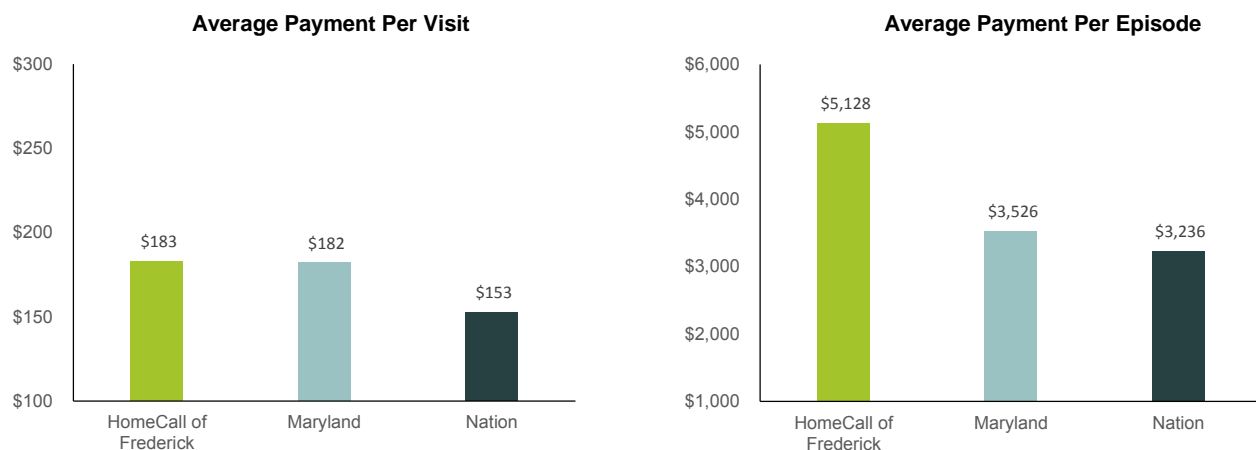
Source: Avalere Health LLC analysis of 2013 Medicare fee-for-service claims data

Clinical Service Offerings

	HomeCall of Frederick	Percent of Maryland HHAs Offering Services
Nursing Care	Yes	100%
Physical Therapy	Yes	100%
Occupational Therapy	Yes	100%
Speech Therapy	Yes	98%
Medical Social Services	Yes	96%
Home Health Aide	Yes	96%

Source: CMS Home Health Compare, data as of 4/2015

Payments Per Visit, Per Episode



Source: Avalere Health LLC analysis of 2013 Medicare fee-for-service claims data

Process and Outcome of Care Measures

	HomeCall of Frederick	Maryland Average	National Average
Percent of patients who received care in a timely manner ¹	86%	90%	92%
Percent of patients who required unplanned care in the E.D. without being admitted to the hospital ²	11%	11%	12%
Percent of patients admitted to the hospital ²	15%	17%	16%
Percent of patients assessed for fall risk ¹	99%	97%	98%
Percent assessed for risk of developing pressure ulcers ¹	98%	99%	99%
Percent of patients screened for depression ¹	90%	96%	98%
Percent of patients assessed for pain at the start or resumption of care ¹	97%	98%	99%
Percent of patients (or their family caregivers) taught about their drugs ¹	49%	90%	93%
Percent of patients who received a flu shot for the current flu season ¹	55%	77%	73%

Source: ¹ CMS Home Health Compare, data collected 1/2014 through 12/2014; ² CMS Home Health Compare, data collected 10/2013 through 9/2014

Home Health Consumer Assessment of Healthcare Providers and Systems (HCAHPS)

	HomeCall of Frederick	Maryland Average	National Average
Percent who reported the HHA team always communicated well	84%	85%	85%
Percent who gave their care a 9 or 10 on a 10 point scale (10 being highest)	83%	82%	84%
Percent who reported the HHA team discussed medicines, pain, and home safety	79%	81%	84%

Source: CMS Home Health Compare, data collected 10/2013 through 9/2014

County Name: **Garrett County**

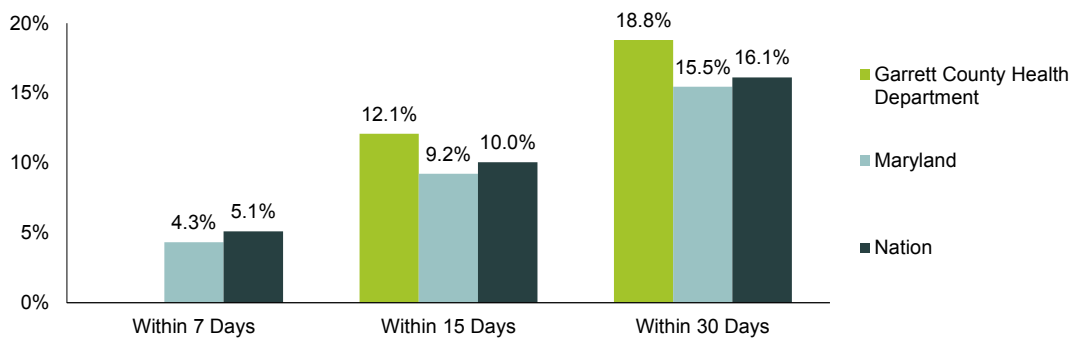
Facility: **Garrett County Health Department**

Address: 1025 Memorial Avenue
Oakland
21550

Phone Number: (410) 529-0079
Provider Number: 217809



Percent of Home Health Patients Readmitted Back to Hospital for any Cause
7 Day Readmissions Data Unavailable



Source: Avalere Health LLC analysis of 2013 Medicare fee-for-service claims data

Most Commonly Billed DRGs During Patients' Prior Hospitalizations

- 1 Major Joint Replacement or Reattachment of Lower Extremity w/o MCC
- 2 Septicemia or Severe Sepsis w/o Mechanical Ventilation 96+ Hours w/o MCC
- 3 Simple Pneumonia & Pleurisy w/ CC
- 4 Heart Failure & Shock w/ MCC
- 5 Miscellaneous Disorders of Nutrition, Metabolism, Fluids/Electrolytes w/o MCC

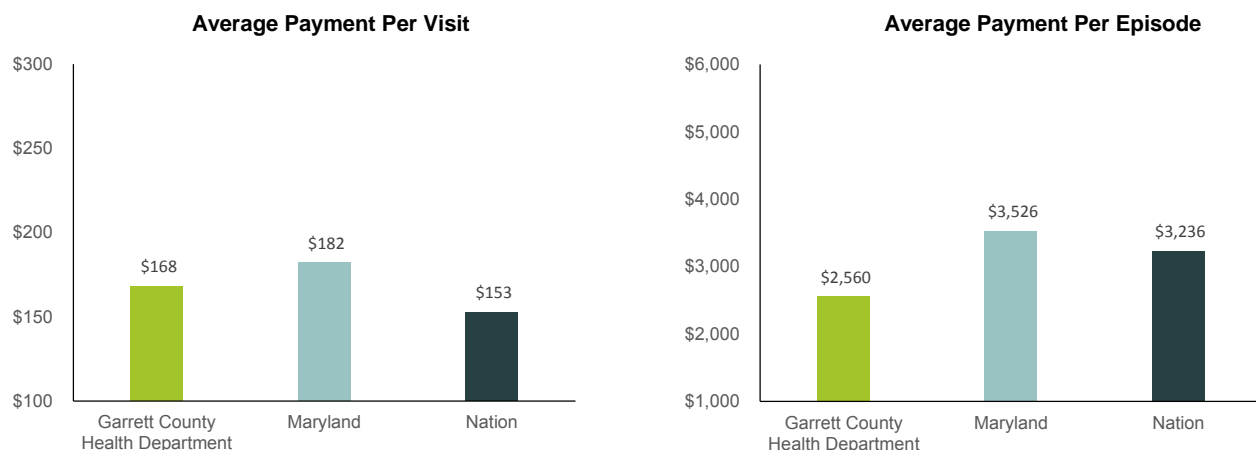
Source: Avalere Health LLC analysis of 2013 Medicare fee-for-service claims data

Clinical Service Offerings

	Garrett County Health Department	Percent of Maryland HHAs Offering Services
Nursing Care	Yes	100%
Physical Therapy	Yes	100%
Occupational Therapy	Yes	100%
Speech Therapy	Yes	98%
Medical Social Services	Yes	96%
Home Health Aide	Yes	96%

Source: CMS Home Health Compare, data as of 4/2015

Payments Per Visit, Per Episode



Source: Avalere Health LLC analysis of 2013 Medicare fee-for-service claims data

Process and Outcome of Care Measures

	Garrett County Health Department	Maryland Average	National Average
Percent of patients who received care in a timely manner ¹	78%	90%	92%
Percent of patients who required unplanned care in the E.D. without being admitted to the hospital ²	15%	11%	12%
Percent of patients admitted to the hospital ²	11%	17%	16%
Percent of patients assessed for fall risk ¹	99%	97%	98%
Percent assessed for risk of developing pressure ulcers ¹	98%	99%	99%
Percent of patients screened for depression ¹	100%	96%	98%
Percent of patients assessed for pain at the start or resumption of care ¹	99%	98%	99%
Percent of patients (or their family caregivers) taught about their drugs ¹	93%	90%	93%
Percent of patients who received a flu shot for the current flu season ¹	71%	77%	73%

Source: ¹ CMS Home Health Compare, data collected 1/2014 through 12/2014; ² CMS Home Health Compare, data collected 10/2013 through 9/2014

Home Health Consumer Assessment of Healthcare Providers and Systems (HCAHPS)

	Garrett County Health Department	Maryland Average	National Average
Percent who reported the HHA team always communicated well	89%	85%	85%
Percent who gave their care a 9 or 10 on a 10 point scale (10 being highest)	90%	82%	84%
Percent who reported the HHA team discussed medicines, pain, and home safety	81%	81%	84%

Source: CMS Home Health Compare, data collected 10/2013 through 9/2014

County Name: **Harford County**

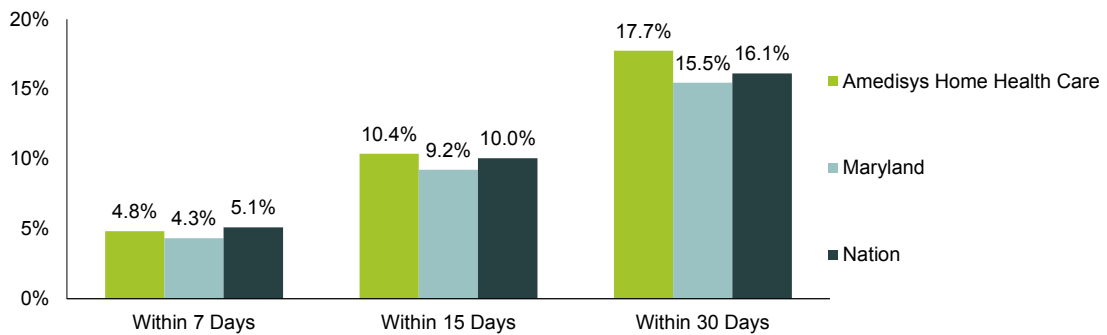
Facility: **Amedisys Home Health Care**

Address: 19 Newport Drive, Suite 201
Forest Hill
21050

Phone Number: (410) 420-6412
Provider Number: 217045



Percent of Home Health Patients Readmitted Back to Hospital for any Cause



Source: Avalere Health LLC analysis of 2013 Medicare fee-for-service claims data

Most Commonly Billed DRGs During Patients' Prior Hospitalizations

- 1 Major Joint Replacement or Reattachment of Lower Extremity w/o MCC
- 2 Septicemia or Severe Sepsis w/o Mechanical Ventilation 96+ Hours w/ MCC
- 3 Spinal Fusion Except Cervical w/o MCC
- 4 Simple Pneumonia & Pleurisy w/ CC
- 5 Syncope & Collapse

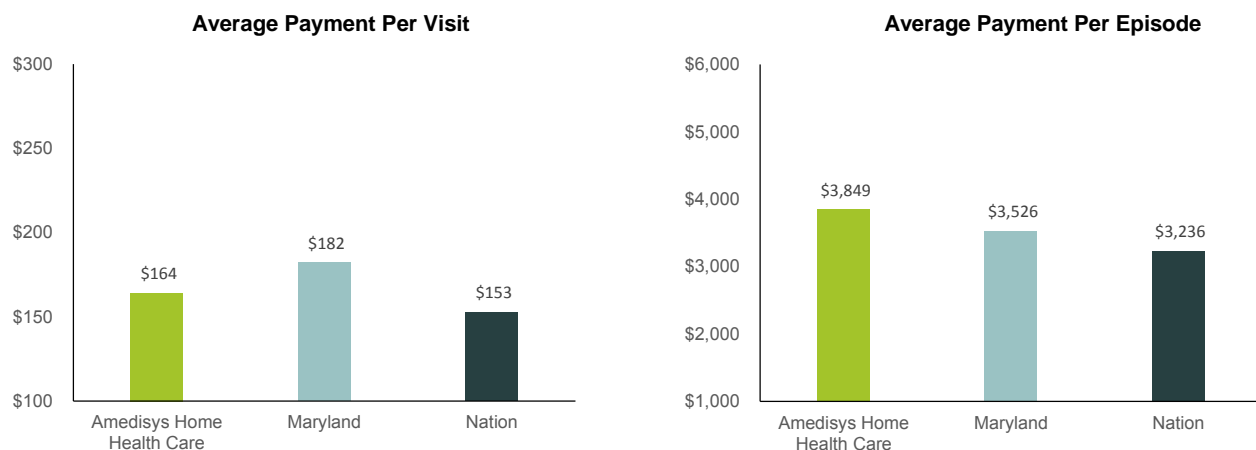
Source: Avalere Health LLC analysis of 2013 Medicare fee-for-service claims data

Clinical Service Offerings

	Amedisys Home Health Care	Percent of Maryland HHAs Offering Services
Nursing Care	Yes	100%
Physical Therapy	Yes	100%
Occupational Therapy	Yes	100%
Speech Therapy	Yes	98%
Medical Social Services	Yes	96%
Home Health Aide	Yes	96%

Source: CMS Home Health Compare, data as of 4/2015

Payments Per Visit, Per Episode



Source: Avalere Health LLC analysis of 2013 Medicare fee-for-service claims data

Process and Outcome of Care Measures

	Amedisys Home Health Care	Maryland Average	National Average
Percent of patients who received care in a timely manner ¹	82%	90%	92%
Percent of patients who required unplanned care in the E.D. without being admitted to the hospital ²	12%	11%	12%
Percent of patients admitted to the hospital ²	17%	17%	16%
Percent of patients assessed for fall risk ¹	63%	97%	98%
Percent assessed for risk of developing pressure ulcers ¹	100%	99%	99%
Percent of patients screened for depression ¹	98%	96%	98%
Percent of patients assessed for pain at the start or resumption of care ¹	95%	98%	99%
Percent of patients (or their family caregivers) taught about their drugs ¹	81%	90%	93%
Percent of patients who received a flu shot for the current flu season ¹	70%	77%	73%

Source: ¹ CMS Home Health Compare, data collected 1/2014 through 12/2014; ² CMS Home Health Compare, data collected 10/2013 through 9/2014

Home Health Consumer Assessment of Healthcare Providers and Systems (HCAHPS)

	Amedisys Home Health Care	Maryland Average	National Average
Percent who reported the HHA team always communicated well	88%	85%	85%
Percent who gave their care a 9 or 10 on a 10 point scale (10 being highest)	92%	82%	84%
Percent who reported the HHA team discussed medicines, pain, and home safety	86%	81%	84%

Source: CMS Home Health Compare, data collected 10/2013 through 9/2014

County Name: **Howard County**

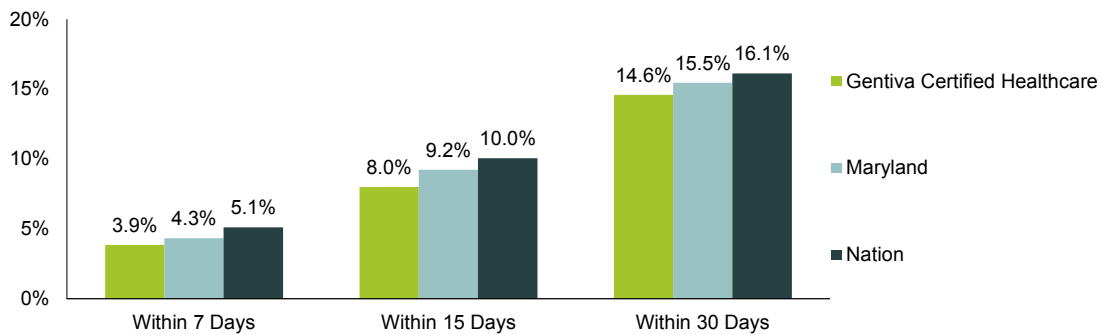
Facility: **Gentiva Certified Healthcare**

Address: 9700 Patuxent Woods Drive, Suite 131
Columbia
21046

Phone Number: (301) 622-2320
Provider Number: 217071



Percent of Home Health Patients Readmitted Back to Hospital for any Cause



Source: Avalere Health LLC analysis of 2013 Medicare fee-for-service claims data

Most Commonly Billed DRGs During Patients' Prior Hospitalizations

- 1 Kidney & Urinary Tract Infections w/o MCC
- 2 Major Joint Replacement or Reattachment of Lower Extremity w/o MCC
- 3 Rehabilitation w/ CC/MCC
- 4 Septicemia or Severe Sepsis w/o Mechanical Ventilation 96+ Hours w/ MCC
- 5 Rehabilitation w/o CC/MCC

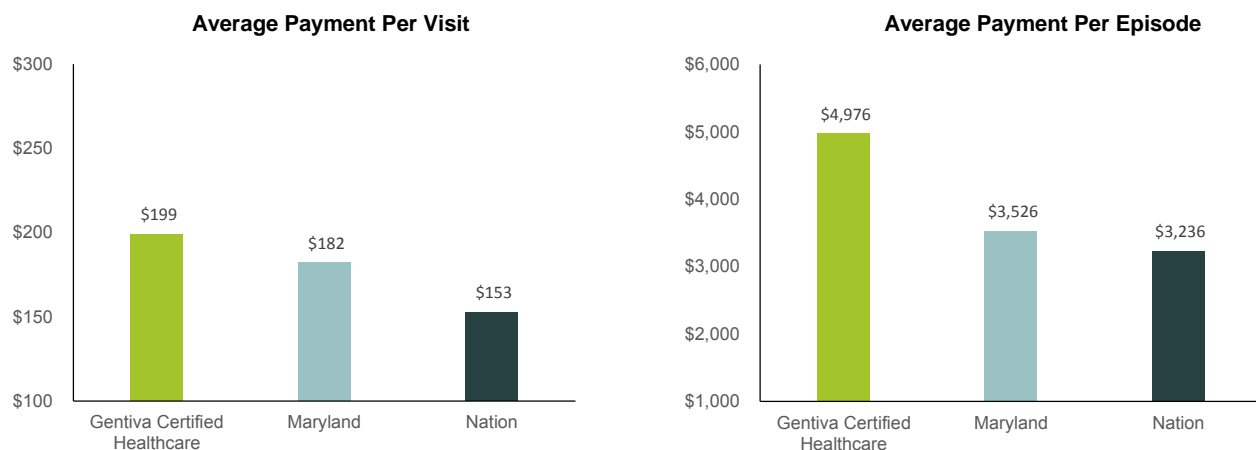
Source: Avalere Health LLC analysis of 2013 Medicare fee-for-service claims data

Clinical Service Offerings

	Gentiva Certified Healthcare	Percent of Maryland HHAs Offering Services
Nursing Care	Yes	100%
Physical Therapy	Yes	100%
Occupational Therapy	Yes	100%
Speech Therapy	Yes	98%
Medical Social Services	Yes	96%
Home Health Aide	Yes	96%

Source: CMS Home Health Compare, data as of 4/2015

Payments Per Visit, Per Episode



Source: Avalere Health LLC analysis of 2013 Medicare fee-for-service claims data

Process and Outcome of Care Measures

	Gentiva Certified Healthcare	Maryland Average	National Average
Percent of patients who received care in a timely manner ¹	88%	90%	92%
Percent of patients who required unplanned care in the E.D. without being admitted to the hospital ²	12%	11%	12%
Percent of patients admitted to the hospital ²	16%	17%	16%
Percent of patients assessed for fall risk ¹	100%	97%	98%
Percent assessed for risk of developing pressure ulcers ¹	100%	99%	99%
Percent of patients screened for depression ¹	100%	96%	98%
Percent of patients assessed for pain at the start or resumption of care ¹	99%	98%	99%
Percent of patients (or their family caregivers) taught about their drugs ¹	92%	90%	93%
Percent of patients who received a flu shot for the current flu season ¹	80%	77%	73%

Source: ¹ CMS Home Health Compare, data collected 1/2014 through 12/2014; ² CMS Home Health Compare, data collected 10/2013 through 9/2014

Home Health Consumer Assessment of Healthcare Providers and Systems (HCAHPS)

	Gentiva Certified Healthcare	Maryland Average	National Average
Percent who reported the HHA team always communicated well	85%	85%	85%
Percent who gave their care a 9 or 10 on a 10 point scale (10 being highest)	83%	82%	84%
Percent who reported the HHA team discussed medicines, pain, and home safety	79%	81%	84%

Source: CMS Home Health Compare, data collected 10/2013 through 9/2014

County Name: **Kent County**

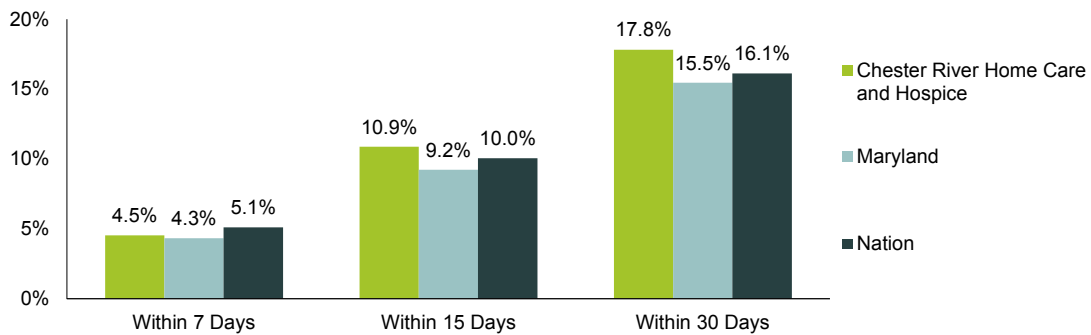
Facility: **Chester River Home Care and Hospice**

Address: 6602 Church Hill Road
Chestertown
21620

Phone Number: (410) 778-1049
Provider Number: 217142



Percent of Home Health Patients Readmitted Back to Hospital for any Cause



Source: Avalere Health LLC analysis of 2013 Medicare fee-for-service claims data

Most Commonly Billed DRGs During Patients' Prior Hospitalizations

- 1 Major Joint Replacement or Reattachment of Lower Extremity w/o MCC
- 2 Heart Failure & Shock w/ CC
- 3 Chronic Obstructive Pulmonary Disease w/ MCC
- 4 Simple Pneumonia & Pleurisy w/ CC
- 5 Rehabilitation w/ CC/MCC

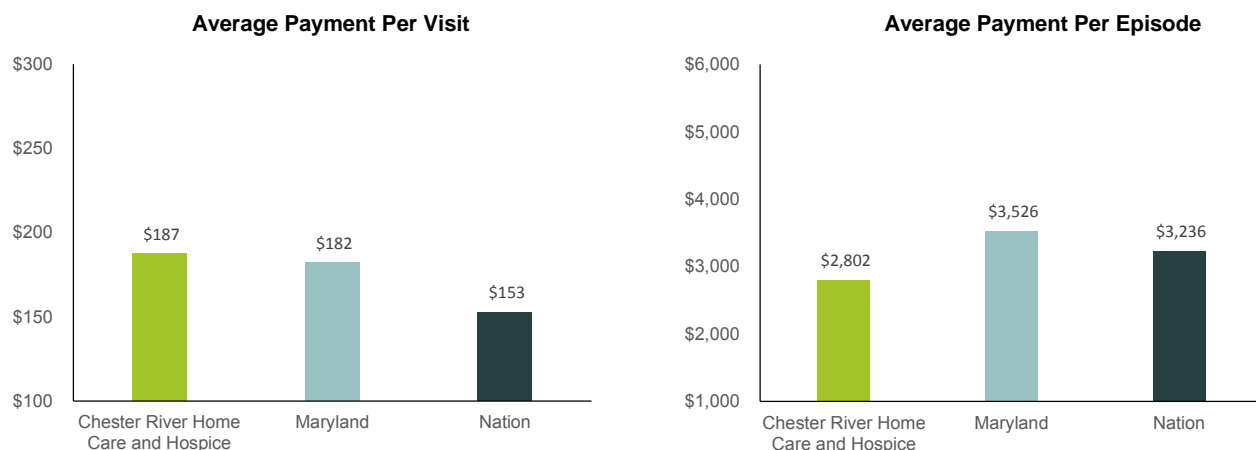
Source: Avalere Health LLC analysis of 2013 Medicare fee-for-service claims data

Clinical Service Offerings

	Chester River Home Care and Hospice	Percent of Maryland HHAs Offering Services
Nursing Care	Yes	100%
Physical Therapy	Yes	100%
Occupational Therapy	Yes	100%
Speech Therapy	Yes	98%
Medical Social Services	Yes	96%
Home Health Aide	Yes	96%

Source: CMS Home Health Compare, data as of 4/2015

Payments Per Visit, Per Episode



Source: Avalere Health LLC analysis of 2013 Medicare fee-for-service claims data

Process and Outcome of Care Measures

	Chester River Home Care and Hospice	Maryland Average	National Average
Percent of patients who received care in a timely manner ¹	88%	90%	92%
Percent of patients who required unplanned care in the E.D. without being admitted to the hospital ²	10%	11%	12%
Percent of patients admitted to the hospital ²	17%	17%	16%
Percent of patients assessed for fall risk ¹	100%	97%	98%
Percent assessed for risk of developing pressure ulcers ¹	99%	99%	99%
Percent of patients screened for depression ¹	100%	96%	98%
Percent of patients assessed for pain at the start or resumption of care ¹	99%	98%	99%
Percent of patients (or their family caregivers) taught about their drugs ¹	96%	90%	93%
Percent of patients who received a flu shot for the current flu season ¹	76%	77%	73%

Source: ¹ CMS Home Health Compare, data collected 1/2014 through 12/2014; ² CMS Home Health Compare, data collected 10/2013 through 9/2014

Home Health Consumer Assessment of Healthcare Providers and Systems (HCAHPS)

	Chester River Home Care and Hospice	Maryland Average	National Average
Percent who reported the HHA team always communicated well	89%	85%	85%
Percent who gave their care a 9 or 10 on a 10 point scale (10 being highest)	87%	82%	84%
Percent who reported the HHA team discussed medicines, pain, and home safety	86%	81%	84%

Source: CMS Home Health Compare, data collected 10/2013 through 9/2014

County Name: **Montgomery County**

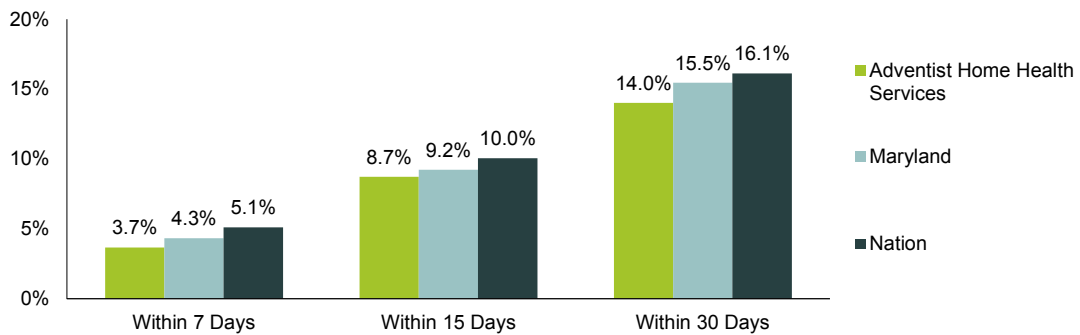
Facility: **Adventist Home Health Services**

Address: 12041 Bournefield Way, Suite B
Silver Spring
20904

Phone Number: (301) 592-4400
Provider Number: 217032



Percent of Home Health Patients Readmitted Back to Hospital for any Cause



Source: Avalere Health LLC analysis of 2013 Medicare fee-for-service claims data

Most Commonly Billed DRGs During Patients' Prior Hospitalizations

- 1 Major Joint Replacement or Reattachment of Lower Extremity w/o MCC
- 2 Kidney & Urinary Tract Infections w/o MCC
- 3 Miscellaneous Disorders of Nutrition, Metabolism, Fluids/Electrolytes w/o MCC
- 4 Septicemia or Severe Sepsis w/o Mechanical Ventilation 96+ Hours w/ MCC
- 5 Heart Failure & Shock w/ CC

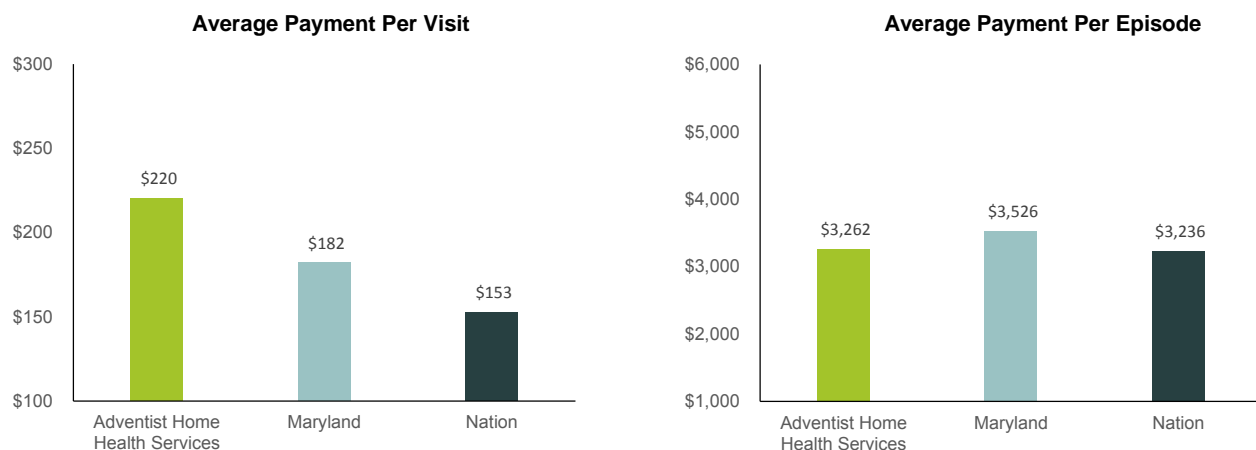
Source: Avalere Health LLC analysis of 2013 Medicare fee-for-service claims data

Clinical Service Offerings

	Adventist Home Health Services	Percent of Maryland HHAs Offering Services
Nursing Care	Yes	100%
Physical Therapy	Yes	100%
Occupational Therapy	Yes	100%
Speech Therapy	Yes	98%
Medical Social Services	Yes	96%
Home Health Aide	Yes	96%

Source: CMS Home Health Compare, data as of 4/2015

Payments Per Visit, Per Episode



Source: Avalere Health LLC analysis of 2013 Medicare fee-for-service claims data

Process and Outcome of Care Measures

	Adventist Home Health Services	Maryland Average	National Average
Percent of patients who received care in a timely manner ¹	98%	90%	92%
Percent of patients who required unplanned care in the E.D. without being admitted to the hospital ²	11%	11%	12%
Percent of patients admitted to the hospital ²	17%	17%	16%
Percent of patients assessed for fall risk ¹	100%	97%	98%
Percent assessed for risk of developing pressure ulcers ¹	100%	99%	99%
Percent of patients screened for depression ¹	100%	96%	98%
Percent of patients assessed for pain at the start or resumption of care ¹	100%	98%	99%
Percent of patients (or their family caregivers) taught about their drugs ¹	100%	90%	93%
Percent of patients who received a flu shot for the current flu season ¹	85%	77%	73%

Source: ¹ CMS Home Health Compare, data collected 1/2014 through 12/2014; ² CMS Home Health Compare, data collected 10/2013 through 9/2014

Home Health Consumer Assessment of Healthcare Providers and Systems (HCAHPS)

	Adventist Home Health Services	Maryland Average	National Average
Percent who reported the HHA team always communicated well	80%	85%	85%
Percent who gave their care a 9 or 10 on a 10 point scale (10 being highest)	81%	82%	84%
Percent who reported the HHA team discussed medicines, pain, and home safety	82%	81%	84%

Source: CMS Home Health Compare, data collected 10/2013 through 9/2014

County Name: **Montgomery County**

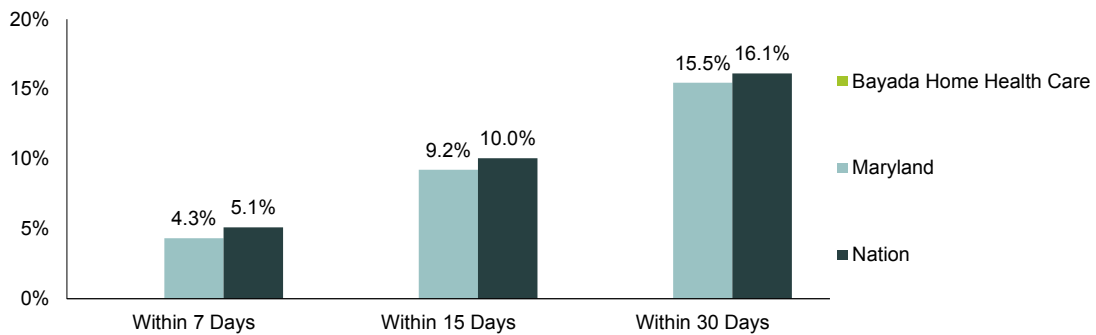
Facility: **Bayada Home Health Care**

Address: 352-A Christopher Avenue
Gaithersburg
20879

Phone Number: (301) 977-6400
Provider Number: 217158



Percent of Home Health Patients Readmitted Back to Hospital for any Cause
7, 15 & 30 Day Readmissions Data Unavailable



Source: Avalere Health LLC analysis of 2013 Medicare fee-for-service claims data

Most Commonly Billed DRGs During Patients' Prior Hospitalizations

- 1 Major Joint Replacement or Reattachment of Lower Extremity w/o MCC
- 2 Kidney & Urinary Tract Infections w/o MCC
- 3 Liver Transplant w/ MCC or Intestinal Transplant
- 4 Transient Ischemia
- 5 Respiratory Infections & Inflammations w/ MCC

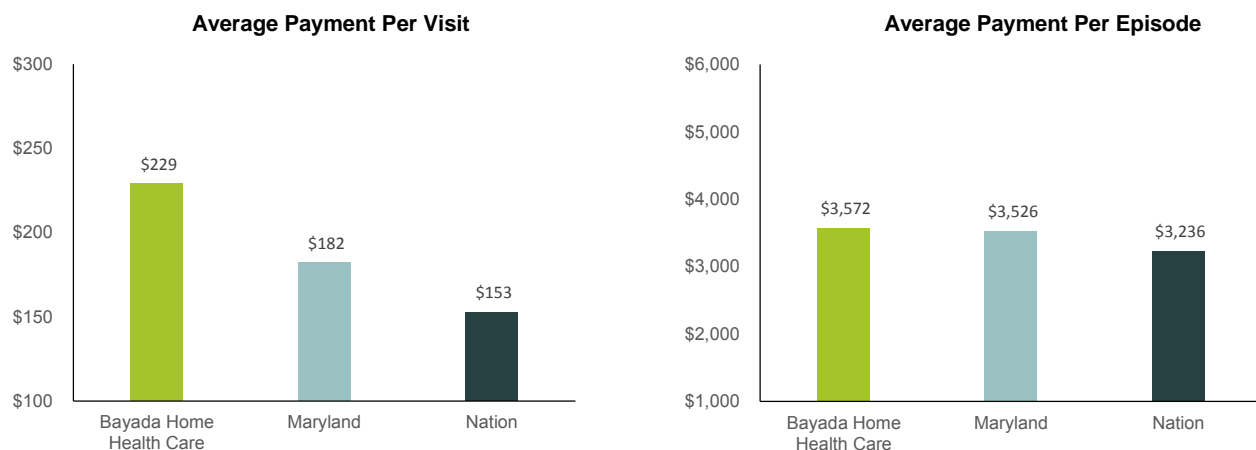
Source: Avalere Health LLC analysis of 2013 Medicare fee-for-service claims data

Clinical Service Offerings

	Bayada Home Health Care	Percent of Maryland HHAs Offering Services
Nursing Care	Yes	100%
Physical Therapy	Yes	100%
Occupational Therapy	Yes	100%
Speech Therapy	Yes	98%
Medical Social Services	Yes	96%
Home Health Aide	Yes	96%

Source: CMS Home Health Compare, data as of 4/2015

Payments Per Visit, Per Episode



Source: Avalere Health LLC analysis of 2013 Medicare fee-for-service claims data

Process and Outcome of Care Measures

	Bayada Home Health Care	Maryland Average	National Average
Percent of patients who received care in a timely manner ¹	90%	90%	92%
Percent of patients who required unplanned care in the E.D. without being admitted to the hospital ²	15%	11%	12%
Percent of patients admitted to the hospital ²	16%	17%	16%
Percent of patients assessed for fall risk ¹	100%	97%	98%
Percent assessed for risk of developing pressure ulcers ¹	100%	99%	99%
Percent of patients screened for depression ¹	81%	96%	98%
Percent of patients assessed for pain at the start or resumption of care ¹	97%	98%	99%
Percent of patients (or their family caregivers) taught about their drugs ¹	89%	90%	93%
Percent of patients who received a flu shot for the current flu season ¹	84%	77%	73%

Source: ¹ CMS Home Health Compare, data collected 1/2014 through 12/2014; ² CMS Home Health Compare, data collected 10/2013 through 9/2014

Home Health Consumer Assessment of Healthcare Providers and Systems (HCAHPS)

	Bayada Home Health Care	Maryland Average	National Average
Percent who reported the HHA team always communicated well	89%*	85%	85%
Percent who gave their care a 9 or 10 on a 10 point scale (10 being highest)	79%*	82%	84%
Percent who reported the HHA team discussed medicines, pain, and home safety	81%*	81%	84%

Source: CMS Home Health Compare, data collected 10/2013 through 9/2014

*Data are limited - fewer than 100 patients completed the survey

County Name: **Montgomery County**

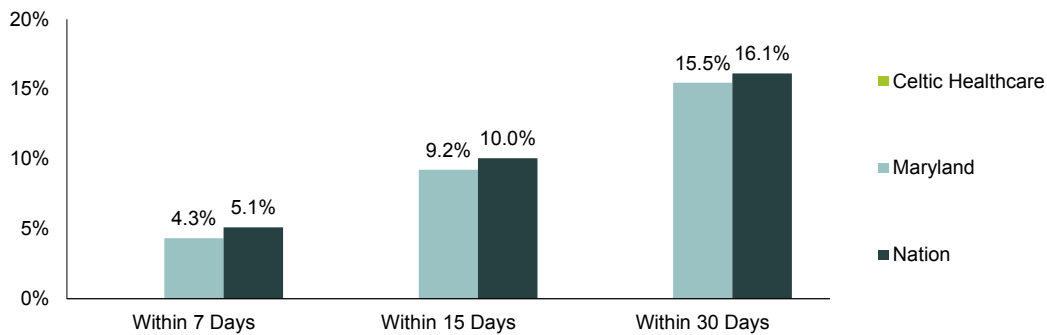
Facility: **Celtic Healthcare**

Address: 2275 Research Boulevard, Suite 553
Rockville
20850

Phone Number: (724) 742-4360
Provider Number: 217160



Percent of Home Health Patients Readmitted Back to Hospital for any Cause 7, 15 & 30 Day Readmissions Data Unavailable



Source: Avalere Health LLC analysis of 2013 Medicare fee-for-service claims data

Most Commonly Billed DRGs During Patients' Prior Hospitalizations

- 1 Tracheostomy for Face, Mouth & Neck Diagnoses w/ CC
- 2 G.I. Hemorrhage w/ CC
- 3 Hip & Femur Procedures Except Major Joint w/ CC
- 4 Miscellaneous Disorders of Nutrition, Metabolism, Fluids/Electrolytes w/o MCC
- 5 Septicemia or Severe Sepsis w/o Mechanical Ventilation 96+ Hours w/o MCC

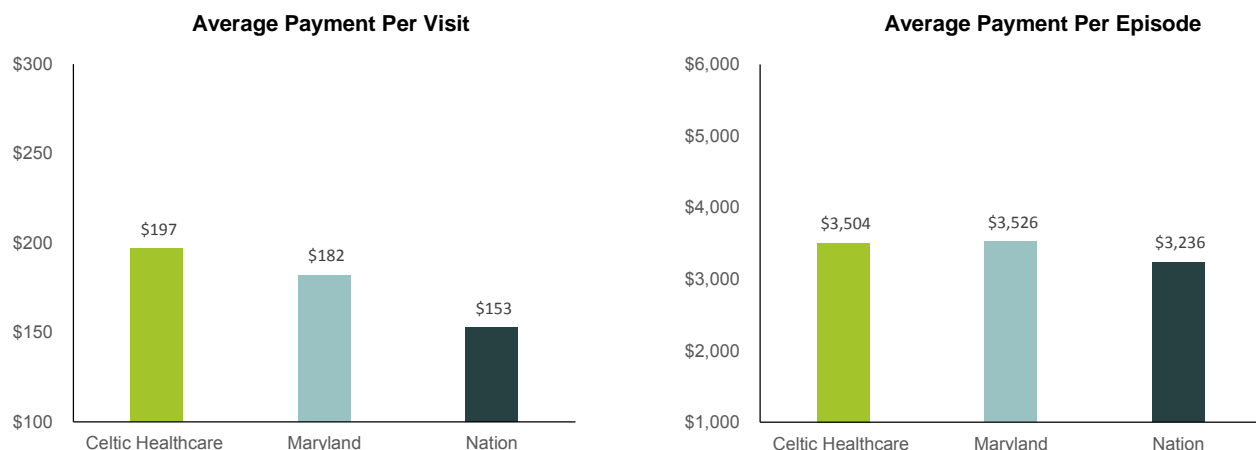
Source: Avalere Health LLC analysis of 2013 Medicare fee-for-service claims data

Clinical Service Offerings

	Percent of Maryland HHAs Offering Services	
	Celtic Healthcare	
Nursing Care	Yes	100%
Physical Therapy	Yes	100%
Occupational Therapy	Yes	100%
Speech Therapy	Yes	98%
Medical Social Services	Yes	96%
Home Health Aide	Yes	96%

Source: CMS Home Health Compare, data as of 4/2015

Payments Per Visit, Per Episode



Source: Avalere Health LLC analysis of 2013 Medicare fee-for-service claims data

Process and Outcome of Care Measures

	Celtic Healthcare	Maryland Average	National Average
Percent of patients who received care in a timely manner ¹	74%	90%	92%
Percent of patients who required unplanned care in the E.D. without being admitted to the hospital ²	10%	11%	12%
Percent of patients admitted to the hospital ²	15%	17%	16%
Percent of patients assessed for fall risk ¹	100%	97%	98%
Percent assessed for risk of developing pressure ulcers ¹	100%	99%	99%
Percent of patients screened for depression ¹	100%	96%	98%
Percent of patients assessed for pain at the start or resumption of care ¹	99%	98%	99%
Percent of patients (or their family caregivers) taught about their drugs ¹	100%	90%	93%
Percent of patients who received a flu shot for the current flu season ¹	79%	77%	73%

Source: ¹ CMS Home Health Compare, data collected 1/2014 through 12/2014; ² CMS Home Health Compare, data collected 10/2013 through 9/2014

Home Health Consumer Assessment of Healthcare Providers and Systems (HCAHPS)

	Celtic Healthcare	Maryland Average	National Average
Percent who reported the HHA team always communicated well	78%*	85%	85%
Percent who gave their care a 9 or 10 on a 10 point scale (10 being highest)	73%*	82%	84%
Percent who reported the HHA team discussed medicines, pain, and home safety	76%*	81%	84%

Source: CMS Home Health Compare, data collected 10/2013 through 9/2014

*Data are limited - fewer than 100 patients completed the survey

County Name: **Montgomery County**

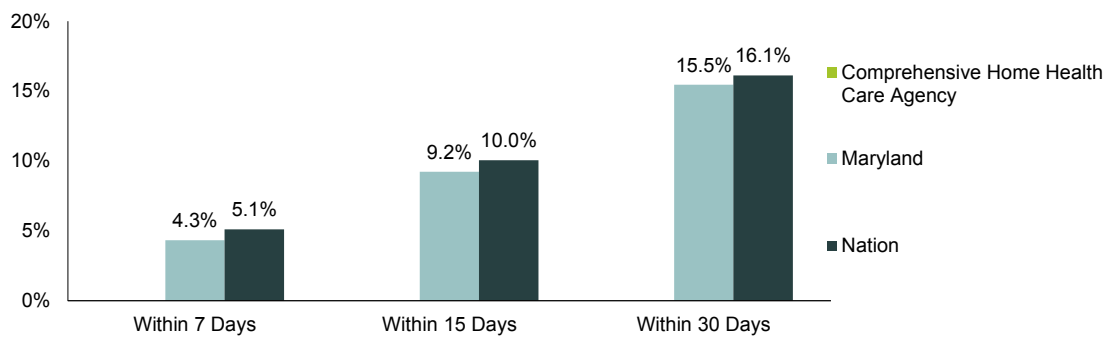
Facility: **Comprehensive Home Health Care Agency**

Address: 2141 Industrial Parway, Suite 201
Silver Spring
20904

Phone Number: (301) 860-0406
Provider Number: 217163



Percent of Home Health Patients Readmitted Back to Hospital for any Cause
7, 15 & 30 Day Readmissions Data Unavailable



Source: Avalere Health LLC analysis of 2013 Medicare fee-for-service claims data

Most Commonly Billed DRGs During Patients' Prior Hospitalizations

- 1 Multiple Sclerosis & Cerebellar Ataxia w/o CC/MCC
- 2 Respiratory Infections & Inflammations w/o CC/MCC
- 3 Chronic Obstructive Pulmonary Disease w/o CC/MCC
- 4 Percutaneous Cardiovascular Procedure w/ Drug-Eluting Stent w/o MCC
- 5 Circulatory Disorders Except AMI, w/ Cardiac Catheter w/o MCC

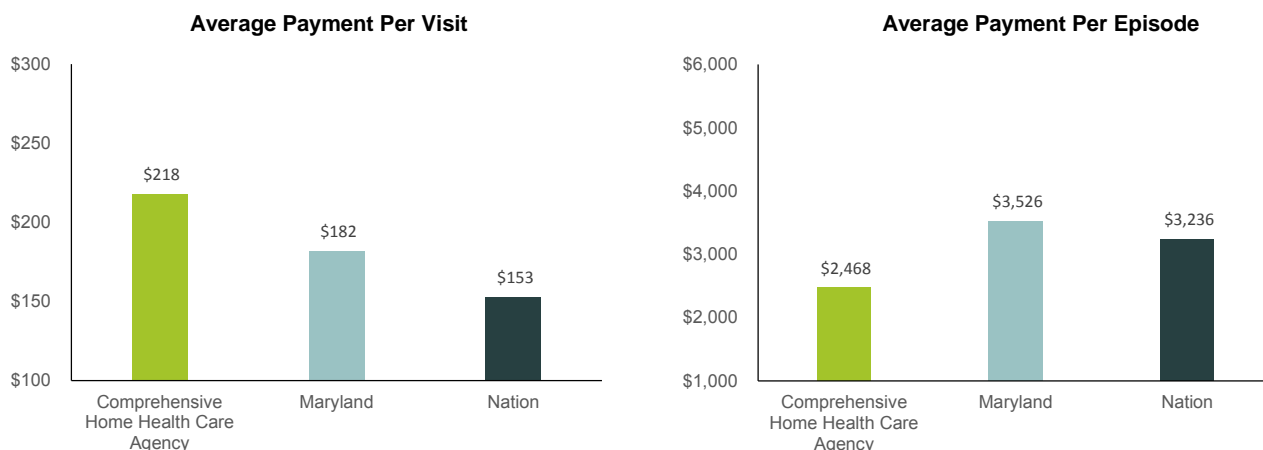
Source: Avalere Health LLC analysis of 2013 Medicare fee-for-service claims data

Clinical Service Offerings

	Comprehensive Home Health Care Agency	Percent of Maryland HHAs Offering Services
Nursing Care	Yes	100%
Physical Therapy	Yes	100%
Occupational Therapy	Yes	100%
Speech Therapy	Yes	98%
Medical Social Services	No	96%
Home Health Aide	Yes	96%

Source: CMS Home Health Compare, data as of 4/2015

Payments Per Visit, Per Episode



Source: Avalere Health LLC analysis of 2013 Medicare fee-for-service claims data

Process and Outcome of Care Measures

	Comprehensive Home Health Care Agency	Maryland Average	National Average
Percent of patients who received care in a timely manner ¹	98%	90%	92%
Percent of patients who required unplanned care in the E.D. without being admitted to the hospital ²	15%	11%	12%
Percent of patients admitted to the hospital ²	11%	17%	16%
Percent of patients assessed for fall risk ¹	92%	97%	98%
Percent assessed for risk of developing pressure ulcers ¹	95%	99%	99%
Percent of patients screened for depression ¹	100%	96%	98%
Percent of patients assessed for pain at the start or resumption of care ¹	98%	98%	99%
Percent of patients (or their family caregivers) taught about their drugs ¹	55%	90%	93%
Percent of patients who received a flu shot for the current flu season ¹	100%	77%	73%

Source: ¹ CMS Home Health Compare, data collected 1/2014 through 12/2014; ² CMS Home Health Compare, data collected 10/2013 through 9/2014

Home Health Consumer Assessment of Healthcare Providers and Systems (HCAHPS)

	Comprehensive Home Health Care Agency	Maryland Average	National Average
Percent who reported the HHA team always communicated well	NA	85%	85%
Percent who gave their care a 9 or 10 on a 10 point scale (10 being highest)	NA	82%	84%
Percent who reported the HHA team discussed medicines, pain, and home safety	NA	81%	84%

Source: CMS Home Health Compare, data collected 10/2013 through 9/2014

County Name: **Montgomery County**

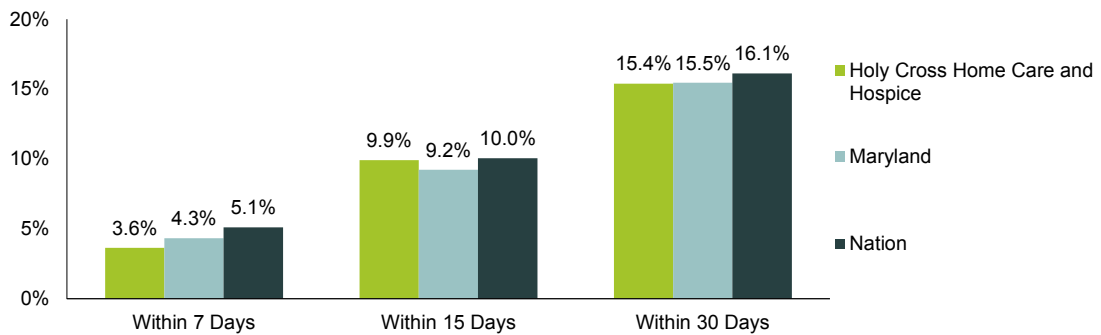
Facility: **Holy Cross Home Care and Hospice**

Address: 11800 Tech Road, Suite #240
Silver Spring
20904

Phone Number: (301) 754-7740
Provider Number: 217030



Percent of Home Health Patients Readmitted Back to Hospital for any Cause



Source: Avalere Health LLC analysis of 2013 Medicare fee-for-service claims data

Most Commonly Billed DRGs During Patients' Prior Hospitalizations

- 1 Major Joint Replacement or Reattachment of Lower Extremity w/o MCC
- 2 Septicemia or Severe Sepsis w/o Mechanical Ventilation 96+ Hours w/ MCC
- 3 Heart Failure & Shock w/ CC
- 4 Kidney & Urinary Tract Infections w/o MCC
- 5 Septicemia or Severe Sepsis w/o Mechanical Ventilation 96+ Hours w/o MCC

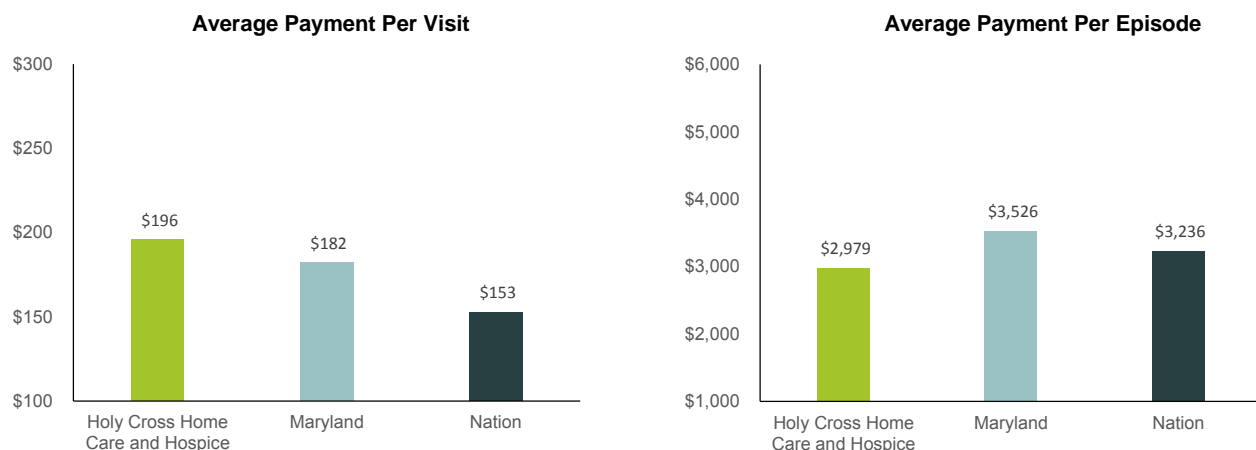
Source: Avalere Health LLC analysis of 2013 Medicare fee-for-service claims data

Clinical Service Offerings

	Holy Cross Home Care and Hospice	Percent of Maryland HHAs Offering Services
Nursing Care	Yes	100%
Physical Therapy	Yes	100%
Occupational Therapy	Yes	100%
Speech Therapy	Yes	98%
Medical Social Services	Yes	96%
Home Health Aide	Yes	96%

Source: CMS Home Health Compare, data as of 4/2015

Payments Per Visit, Per Episode



Source: Avalere Health LLC analysis of 2013 Medicare fee-for-service claims data

Process and Outcome of Care Measures

	Holy Cross Home Care and Hospice	Maryland Average	National Average
Percent of patients who received care in a timely manner ¹	88%	90%	92%
Percent of patients who required unplanned care in the E.D. without being admitted to the hospital ²	11%	11%	12%
Percent of patients admitted to the hospital ²	15%	17%	16%
Percent of patients assessed for fall risk ¹	100%	97%	98%
Percent assessed for risk of developing pressure ulcers ¹	100%	99%	99%
Percent of patients screened for depression ¹	100%	96%	98%
Percent of patients assessed for pain at the start or resumption of care ¹	100%	98%	99%
Percent of patients (or their family caregivers) taught about their drugs ¹	99%	90%	93%
Percent of patients who received a flu shot for the current flu season ¹	88%	77%	73%

Source: ¹ CMS Home Health Compare, data collected 1/2014 through 12/2014; ² CMS Home Health Compare, data collected 10/2013 through 9/2014

Home Health Consumer Assessment of Healthcare Providers and Systems (HCAHPS)

	Holy Cross Home Care and Hospice	Maryland Average	National Average
Percent who reported the HHA team always communicated well	82%	85%	85%
Percent who gave their care a 9 or 10 on a 10 point scale (10 being highest)	82%	82%	84%
Percent who reported the HHA team discussed medicines, pain, and home safety	81%	81%	84%

Source: CMS Home Health Compare, data collected 10/2013 through 9/2014

County Name: **Montgomery County**

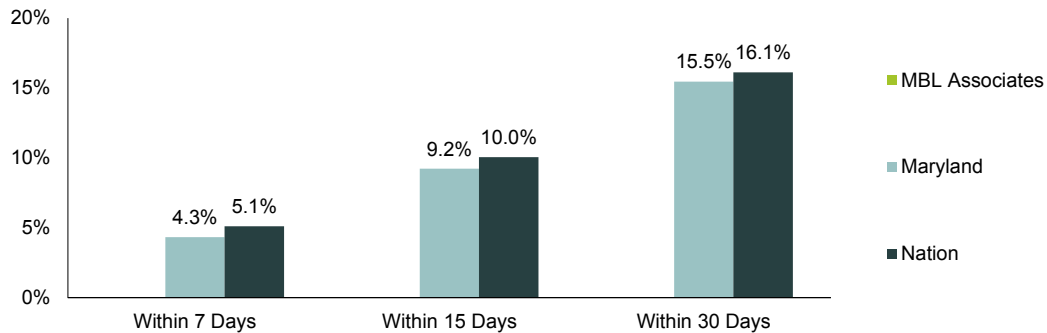
Facility: **MBL Associates**

Address: 845-M Quince Orchard Boulevard
Gaithersburg
20878

Phone Number: (301) 355-7660
Provider Number: 217159



Percent of Home Health Patients Readmitted Back to Hospital for any Cause
7, 15 & 30 Day Readmissions Data Unavailable



Source: Avalere Health LLC analysis of 2013 Medicare fee-for-service claims data

Most Commonly Billed DRGs During Patients' Prior Hospitalizations

- 1 Esophagitis, Gastroenteritis & Miscellaneous Digestive Disorders w/o MCC
- 2 Cellulitis w/o MCC
- 3 Trach w/ Mechanical Ventilation 96+ Hrs or Primary Diagnosis Except Face, Mouth & Neck w/o Major O.R.
- 4 Diabetes w/ CC
- 5 Septicemia or Severe Sepsis w/o Mechanical Ventilation 96+ Hours w/ MCC

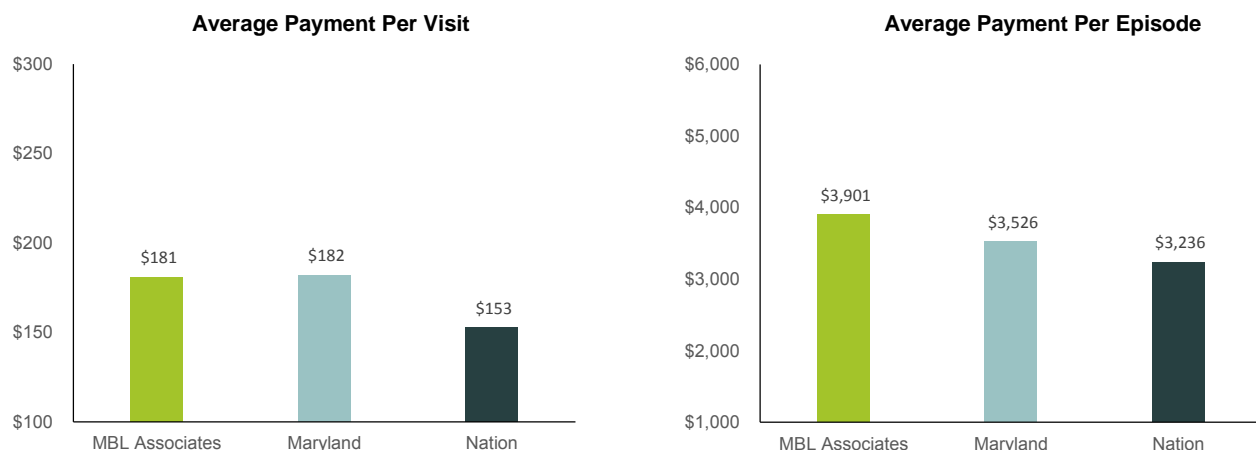
Source: Avalere Health LLC analysis of 2013 Medicare fee-for-service claims data

Clinical Service Offerings

	MBL Associates	Percent of Maryland HHAs Offering Services
Nursing Care	Yes	100%
Physical Therapy	Yes	100%
Occupational Therapy	Yes	100%
Speech Therapy	Yes	98%
Medical Social Services	Yes	96%
Home Health Aide	Yes	96%

Source: CMS Home Health Compare, data as of 4/2015

Payments Per Visit, Per Episode



Source: Avalere Health LLC analysis of 2013 Medicare fee-for-service claims data

Process and Outcome of Care Measures

	MBL Associates	Maryland Average	National Average
Percent of patients who received care in a timely manner ¹	95%	90%	92%
Percent of patients who required unplanned care in the E.D. without being admitted to the hospital ²	08%	11%	12%
Percent of patients admitted to the hospital ²	13%	17%	16%
Percent of patients assessed for fall risk ¹	100%	97%	98%
Percent assessed for risk of developing pressure ulcers ¹	97%	99%	99%
Percent of patients screened for depression ¹	100%	96%	98%
Percent of patients assessed for pain at the start or resumption of care ¹	97%	98%	99%
Percent of patients (or their family caregivers) taught about their drugs ¹	84%	90%	93%
Percent of patients who received a flu shot for the current flu season ¹	93%	77%	73%

Source: ¹ CMS Home Health Compare, data collected 1/2014 through 12/2014; ² CMS Home Health Compare, data collected 10/2013 through 9/2014

Home Health Consumer Assessment of Healthcare Providers and Systems (HCAHPS)

	MBL Associates	Maryland Average	National Average
Percent who reported the HHA team always communicated well	72%*	85%	85%
Percent who gave their care a 9 or 10 on a 10 point scale (10 being highest)	59%*	82%	84%
Percent who reported the HHA team discussed medicines, pain, and home safety	64%*	81%	84%

Source: CMS Home Health Compare, data collected 10/2013 through 9/2014

*Data are limited - fewer than 100 patients completed the survey

County Name: **Montgomery County**

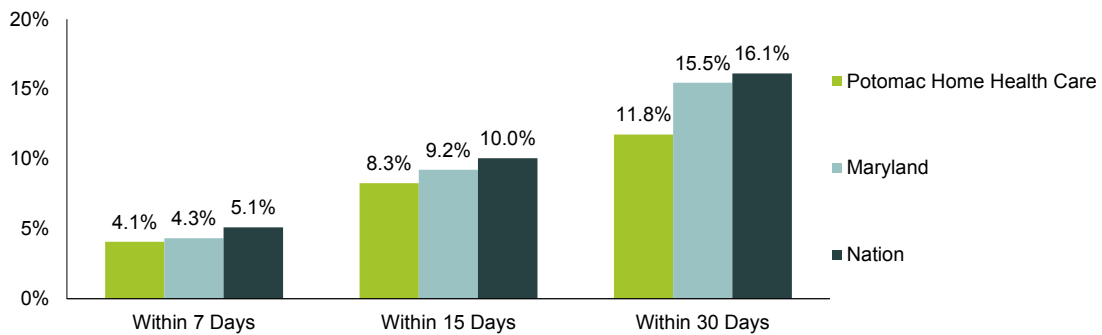
Facility: **Potomac Home Health Care**

Address: 6001 Montrose Road 301
Rockville
20852

Phone Number: (301) 896-6999
Provider Number: 217084



Percent of Home Health Patients Readmitted Back to Hospital for any Cause



Source: Avalere Health LLC analysis of 2013 Medicare fee-for-service claims data

Most Commonly Billed DRGs During Patients' Prior Hospitalizations

- 1 Major Joint Replacement or Reattachment of Lower Extremity w/o MCC
- 2 Septicemia or Severe Sepsis w/o Mechanical Ventilation 96+ Hours w/ MCC
- 3 Simple Pneumonia & Pleurisy w/ CC
- 4 Psychoses
- 5 Kidney & Urinary Tract Infections w/o MCC

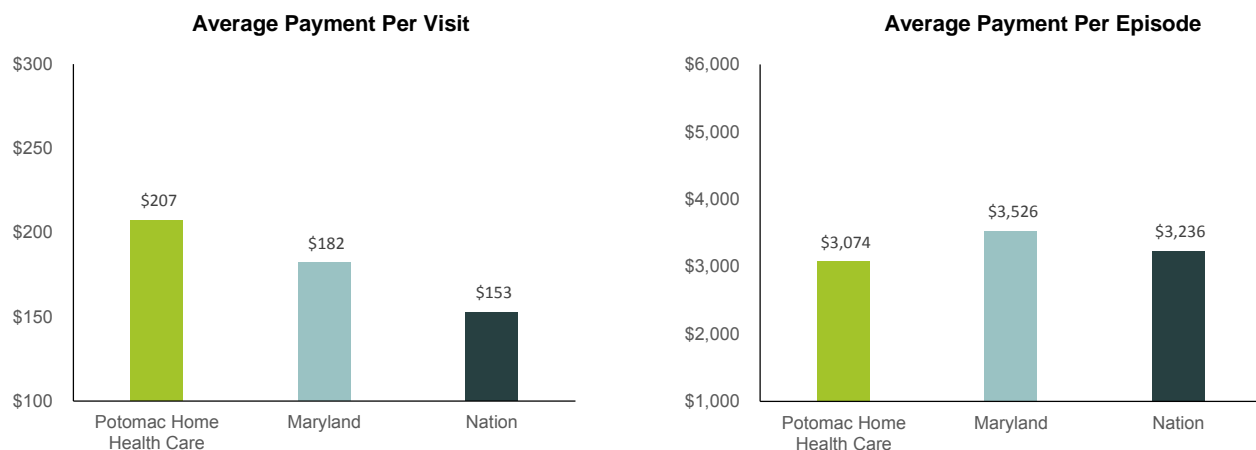
Source: Avalere Health LLC analysis of 2013 Medicare fee-for-service claims data

Clinical Service Offerings

	Potomac Home Health Care	Percent of Maryland HHAs Offering Services
Nursing Care	Yes	100%
Physical Therapy	Yes	100%
Occupational Therapy	Yes	100%
Speech Therapy	Yes	98%
Medical Social Services	Yes	96%
Home Health Aide	Yes	96%

Source: CMS Home Health Compare, data as of 4/2015

Payments Per Visit, Per Episode



Source: Avalere Health LLC analysis of 2013 Medicare fee-for-service claims data

Process and Outcome of Care Measures

	Potomac Home Health Care	Maryland Average	National Average
Percent of patients who received care in a timely manner ¹	93%	90%	92%
Percent of patients who required unplanned care in the E.D. without being admitted to the hospital ²	12%	11%	12%
Percent of patients admitted to the hospital ²	14%	17%	16%
Percent of patients assessed for fall risk ¹	100%	97%	98%
Percent assessed for risk of developing pressure ulcers ¹	99%	99%	99%
Percent of patients screened for depression ¹	99%	96%	98%
Percent of patients assessed for pain at the start or resumption of care ¹	99%	98%	99%
Percent of patients (or their family caregivers) taught about their drugs ¹	99%	90%	93%
Percent of patients who received a flu shot for the current flu season ¹	87%	77%	73%

Source: ¹ CMS Home Health Compare, data collected 1/2014 through 12/2014; ² CMS Home Health Compare, data collected 10/2013 through 9/2014

Home Health Consumer Assessment of Healthcare Providers and Systems (HCAHPS)

	Potomac Home Health Care	Maryland Average	National Average
Percent who reported the HHA team always communicated well	83%	85%	85%
Percent who gave their care a 9 or 10 on a 10 point scale (10 being highest)	80%	82%	84%
Percent who reported the HHA team discussed medicines, pain, and home safety	75%	81%	84%

Source: CMS Home Health Compare, data collected 10/2013 through 9/2014

County Name: **Montgomery County**

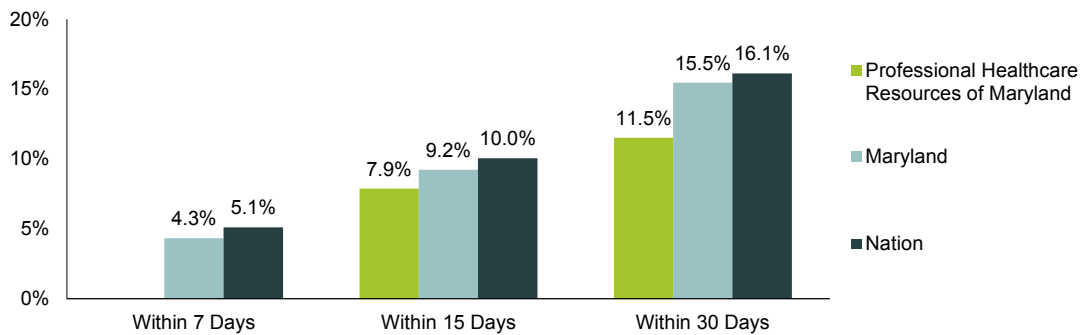
Facility: **Professional Healthcare Resources of Maryland**

Address: 10605 Concord Street, Suite 309
Kensington
20895

Phone Number: (240) 395-0000
Provider Number: 217154



Percent of Home Health Patients Readmitted Back to Hospital for any Cause
7 Day Readmissions Data Unavailable



Source: Avalere Health LLC analysis of 2013 Medicare fee-for-service claims data

Most Commonly Billed DRGs During Patients' Prior Hospitalizations

- 1 Major Joint Replacement or Reattachment of Lower Extremity w/o MCC
- 2 Kidney & Urinary Tract Infections w/o MCC
- 3 Septicemia or Severe Sepsis w/o Mechanical Ventilation 96+ Hours w/ MCC
- 4 Septicemia or Severe Sepsis w/o Mechanical Ventilation 96+ Hours w/o MCC
- 5 Simple Pneumonia & Pleurisy w/ CC

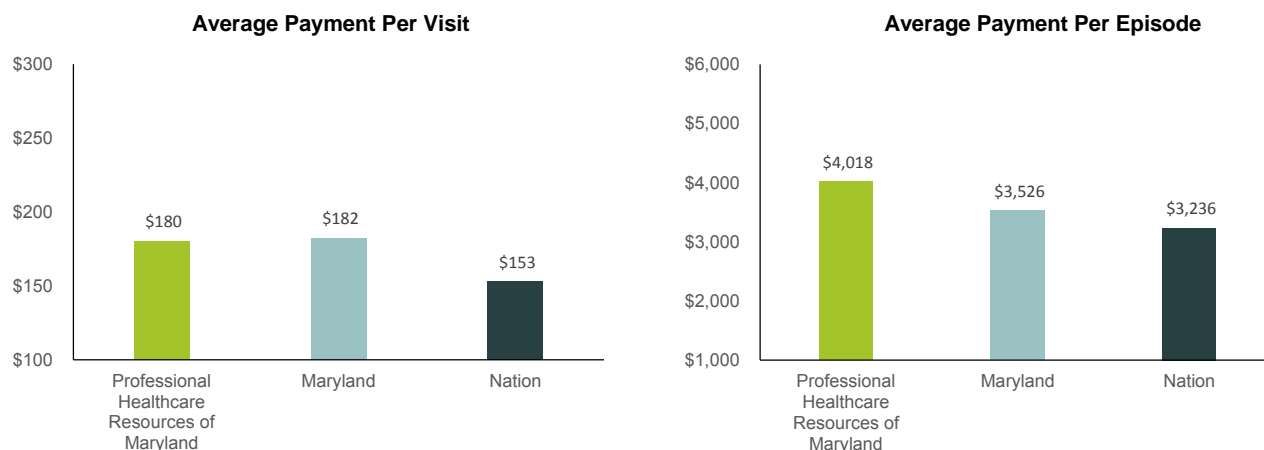
Source: Avalere Health LLC analysis of 2013 Medicare fee-for-service claims data

Clinical Service Offerings

	Professional Healthcare Resources of	Percent of Maryland HHAs Offering Services
Nursing Care	Yes	100%
Physical Therapy	Yes	100%
Occupational Therapy	Yes	100%
Speech Therapy	Yes	98%
Medical Social Services	Yes	96%
Home Health Aide	Yes	96%

Source: CMS Home Health Compare, data as of 4/2015

Payments Per Visit, Per Episode



Source: Avalere Health LLC analysis of 2013 Medicare fee-for-service claims data

Process and Outcome of Care Measures

	Professional Healthcare Resources of Maryland	Maryland Average	National Average
Percent of patients who received care in a timely manner ¹	93%	90%	92%
Percent of patients who required unplanned care in the E.D. without being admitted to the hospital ²	10%	11%	12%
Percent of patients admitted to the hospital ²	17%	17%	16%
Percent of patients assessed for fall risk ¹	99%	97%	98%
Percent assessed for risk of developing pressure ulcers ¹	100%	99%	99%
Percent of patients screened for depression ¹	99%	96%	98%
Percent of patients assessed for pain at the start or resumption of care ¹	99%	98%	99%
Percent of patients (or their family caregivers) taught about their drugs ¹	100%	90%	93%
Percent of patients who received a flu shot for the current flu season ¹	88%	77%	73%

Source: ¹ CMS Home Health Compare, data collected 1/2014 through 12/2014; ² CMS Home Health Compare, data collected 10/2013 through 9/2014

Home Health Consumer Assessment of Healthcare Providers and Systems (HCAHPS)

	Professional Healthcare Resources of Maryland	Maryland Average	National Average
Percent who reported the HHA team always communicated well	70%	85%	85%
Percent who gave their care a 9 or 10 on a 10 point scale (10 being highest)	62%	82%	84%
Percent who reported the HHA team discussed medicines, pain, and home safety	63%	81%	84%

Source: CMS Home Health Compare, data collected 10/2013 through 9/2014

County Name: **Montgomery County**

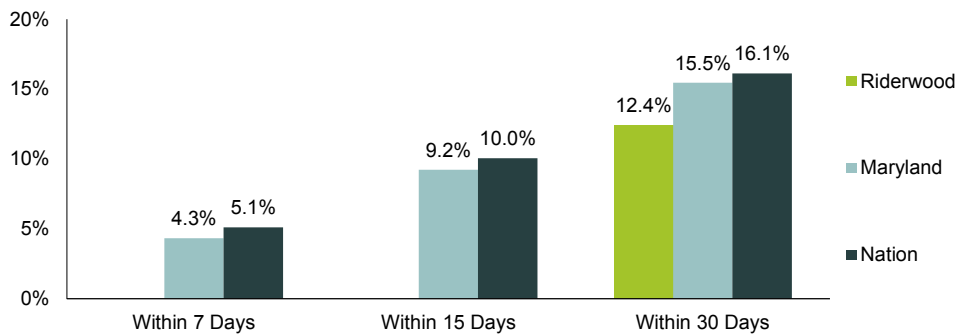
Facility: **Riderwood**

Address: 3120 Gracefield Road
Silver Spring
20904

Phone Number: (301) 572-8375
Provider Number: 217156



Percent of Home Health Patients Readmitted Back to Hospital for any Cause
7 & 15 Day Readmissions Data Unavailable



Source: Avalere Health LLC analysis of 2013 Medicare fee-for-service claims data

Most Commonly Billed DRGs During Patients' Prior Hospitalizations

- 1 Kidney & Urinary Tract Infections w/o MCC
- 2 Transient Ischemia
- 3 Chronic Obstructive Pulmonary Disease w/ CC
- 4 Syncope & Collapse
- 5 G.I. Hemorrhage w/o CC/MCC

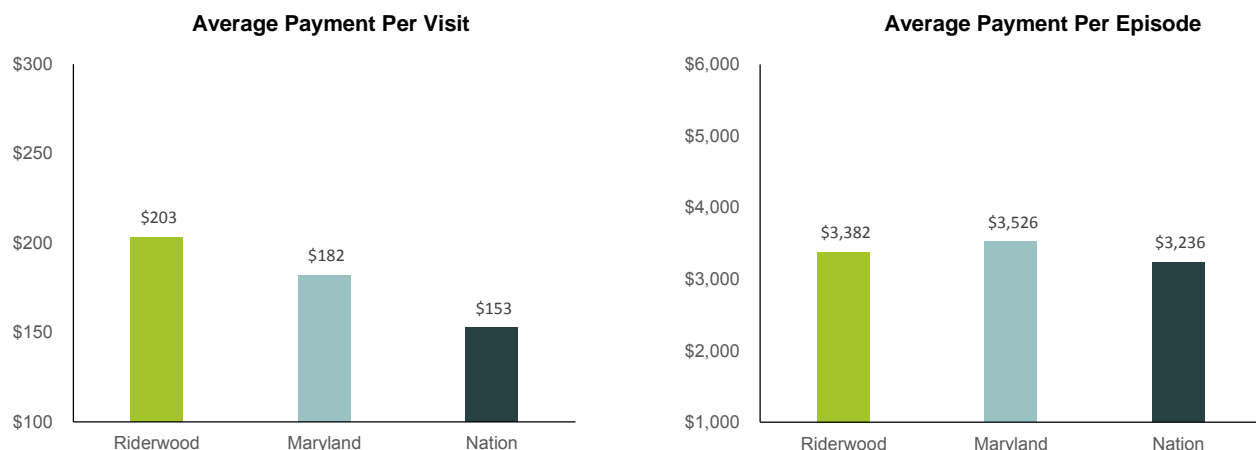
Source: Avalere Health LLC analysis of 2013 Medicare fee-for-service claims data

Clinical Service Offerings

	Riderwood	Percent of Maryland HHAs Offering Services
Nursing Care	Yes	100%
Physical Therapy	Yes	100%
Occupational Therapy	Yes	100%
Speech Therapy	Yes	98%
Medical Social Services	Yes	96%
Home Health Aide	Yes	96%

Source: CMS Home Health Compare, data as of 4/2015

Payments Per Visit, Per Episode



Source: Avalere Health LLC analysis of 2013 Medicare fee-for-service claims data

Process and Outcome of Care Measures

	Riderwood	Maryland Average	National Average
Percent of patients who received care in a timely manner ¹	100%	90%	92%
Percent of patients who required unplanned care in the E.D. without being admitted to the hospital ²	07%	11%	12%
Percent of patients admitted to the hospital ²	13%	17%	16%
Percent of patients assessed for fall risk ¹	100%	97%	98%
Percent assessed for risk of developing pressure ulcers ¹	100%	99%	99%
Percent of patients screened for depression ¹	98%	96%	98%
Percent of patients assessed for pain at the start or resumption of care ¹	99%	98%	99%
Percent of patients (or their family caregivers) taught about their drugs ¹	99%	90%	93%
Percent of patients who received a flu shot for the current flu season ¹	98%	77%	73%

Source: ¹ CMS Home Health Compare, data collected 1/2014 through 12/2014; ² CMS Home Health Compare, data collected 10/2013 through 9/2014

Home Health Consumer Assessment of Healthcare Providers and Systems (HCAHPS)

	Riderwood	Maryland Average	National Average
Percent who reported the HHA team always communicated well	84%	85%	85%
Percent who gave their care a 9 or 10 on a 10 point scale (10 being highest)	79%	82%	84%
Percent who reported the HHA team discussed medicines, pain, and home safety	81%	81%	84%

Source: CMS Home Health Compare, data collected 10/2013 through 9/2014

County Name: **Prince George's County**

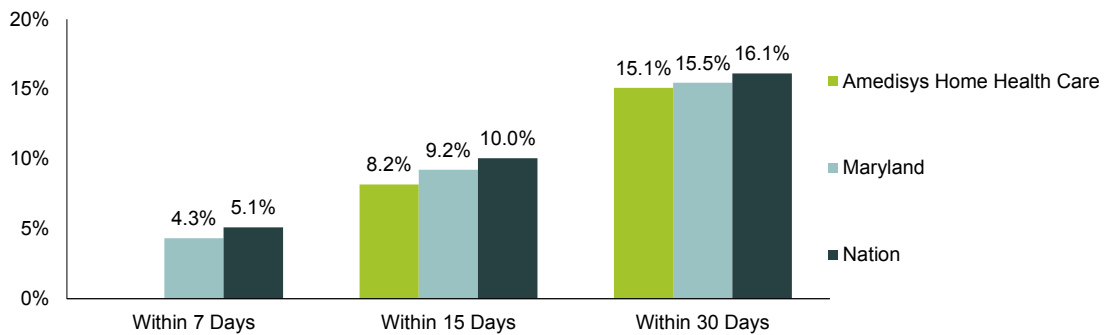
Facility: **Amedisys Home Health Care**

Address: 1401 Mercantile Lane, Suite 351
Largo
20774

Phone Number: (301) 322-6023
Provider Number: 217149



Percent of Home Health Patients Readmitted Back to Hospital for any Cause
7 Day Readmissions Data Unavailable



Source: Avalere Health LLC analysis of 2013 Medicare fee-for-service claims data

Most Commonly Billed DRGs During Patients' Prior Hospitalizations

- 1 Heart Failure & Shock w/ MCC
- 2 Septicemia or Severe Sepsis w/o Mechanical Ventilation 96+ Hours w/ MCC
- 3 Cellulitis w/o MCC
- 4 Seizures w/o MCC
- 5 Heart Failure & Shock w/ CC

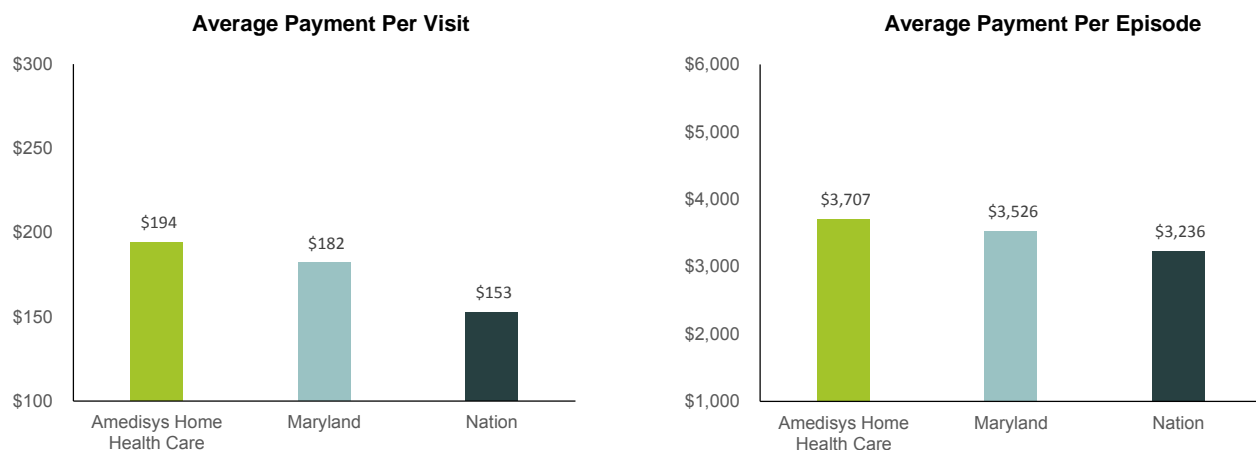
Source: Avalere Health LLC analysis of 2013 Medicare fee-for-service claims data

Clinical Service Offerings

	Amedisys Home Health Care	Percent of Maryland HHAs Offering Services
Nursing Care	Yes	100%
Physical Therapy	Yes	100%
Occupational Therapy	Yes	100%
Speech Therapy	Yes	98%
Medical Social Services	Yes	96%
Home Health Aide	Yes	96%

Source: CMS Home Health Compare, data as of 4/2015

Payments Per Visit, Per Episode



Source: Avalere Health LLC analysis of 2013 Medicare fee-for-service claims data

Process and Outcome of Care Measures

	Amedisys Home Health Care	Maryland Average	National Average
Percent of patients who received care in a timely manner ¹	83%	90%	92%
Percent of patients who required unplanned care in the E.D. without being admitted to the hospital ²	11%	11%	12%
Percent of patients admitted to the hospital ²	15%	17%	16%
Percent of patients assessed for fall risk ¹	83%	97%	98%
Percent assessed for risk of developing pressure ulcers ¹	100%	99%	99%
Percent of patients screened for depression ¹	98%	96%	98%
Percent of patients assessed for pain at the start or resumption of care ¹	86%	98%	99%
Percent of patients (or their family caregivers) taught about their drugs ¹	81%	90%	93%
Percent of patients who received a flu shot for the current flu season ¹	60%	77%	73%

Source: ¹ CMS Home Health Compare, data collected 1/2014 through 12/2014; ² CMS Home Health Compare, data collected 10/2013 through 9/2014

Home Health Consumer Assessment of Healthcare Providers and Systems (HCAHPS)

	Amedisys Home Health Care	Maryland Average	National Average
Percent who reported the HHA team always communicated well	80%	85%	85%
Percent who gave their care a 9 or 10 on a 10 point scale (10 being highest)	76%	82%	84%
Percent who reported the HHA team discussed medicines, pain, and home safety	76%	81%	84%

Source: CMS Home Health Compare, data collected 10/2013 through 9/2014

County Name: **Prince George's County**

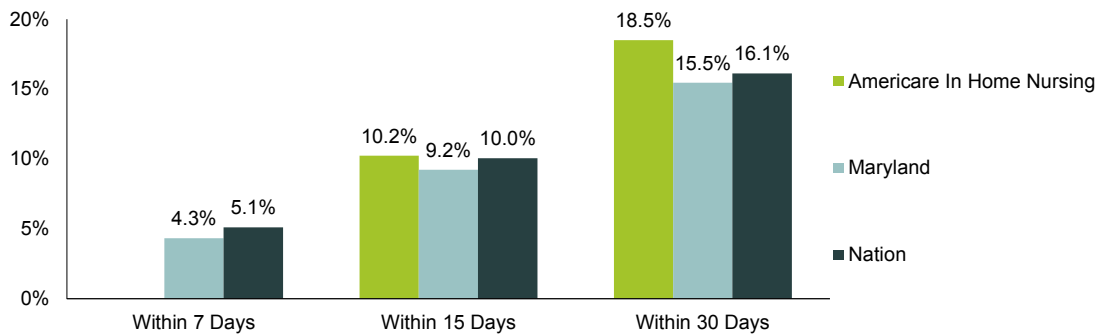
Facility: **Americare In Home Nursing**

Address: 10905 Fort Washington Road
Fort Washington
20744

Phone Number: (800) 296-9002
Provider Number: 217152



Percent of Home Health Patients Readmitted Back to Hospital for any Cause
7 Day Readmissions Data Unavailable



Source: Avalere Health LLC analysis of 2013 Medicare fee-for-service claims data

Most Commonly Billed DRGs During Patients' Prior Hospitalizations

- 1 Heart Failure & Shock w/ CC
- 2 Major Joint Replacement or Reattachment of Lower Extremity w/o MCC
- 3 Syncope & Collapse
- 4 Cellulitis w/o MCC
- 5 Septicemia or Severe Sepsis w/o Mechanical Ventilation 96+ Hours w/ MCC

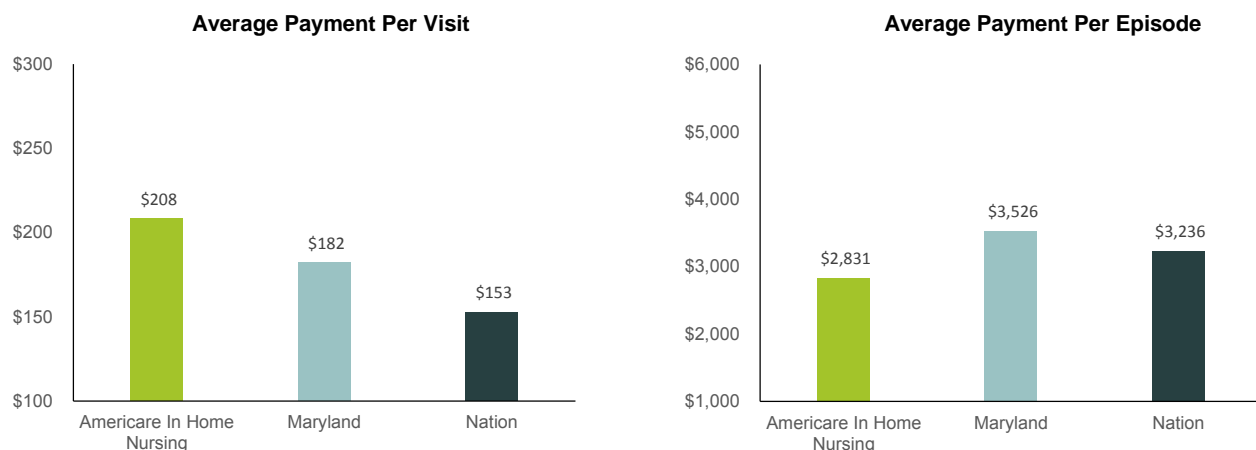
Source: Avalere Health LLC analysis of 2013 Medicare fee-for-service claims data

Clinical Service Offerings

	Americare In Home Nursing	Percent of Maryland HHAs Offering Services
Nursing Care	Yes	100%
Physical Therapy	Yes	100%
Occupational Therapy	Yes	100%
Speech Therapy	No	98%
Medical Social Services	Yes	96%
Home Health Aide	Yes	96%

Source: CMS Home Health Compare, data as of 4/2015

Payments Per Visit, Per Episode



Source: Avalere Health LLC analysis of 2013 Medicare fee-for-service claims data

Process and Outcome of Care Measures

	Americare In Home Nursing	Maryland Average	National Average
Percent of patients who received care in a timely manner ¹	98%	90%	92%
Percent of patients who required unplanned care in the E.D. without being admitted to the hospital ²	12%	11%	12%
Percent of patients admitted to the hospital ²	13%	17%	16%
Percent of patients assessed for fall risk ¹	99%	97%	98%
Percent assessed for risk of developing pressure ulcers ¹	98%	99%	99%
Percent of patients screened for depression ¹	100%	96%	98%
Percent of patients assessed for pain at the start or resumption of care ¹	100%	98%	99%
Percent of patients (or their family caregivers) taught about their drugs ¹	95%	90%	93%
Percent of patients who received a flu shot for the current flu season ¹	63%	77%	73%

Source: ¹ CMS Home Health Compare, data collected 1/2014 through 12/2014; ² CMS Home Health Compare, data collected 10/2013 through 9/2014

Home Health Consumer Assessment of Healthcare Providers and Systems (HCAHPS)

	Americare In Home Nursing	Maryland Average	National Average
Percent who reported the HHA team always communicated well	82%	85%	85%
Percent who gave their care a 9 or 10 on a 10 point scale (10 being highest)	84%	82%	84%
Percent who reported the HHA team discussed medicines, pain, and home safety	74%	81%	84%

Source: CMS Home Health Compare, data collected 10/2013 through 9/2014

County Name: **Prince George's County**

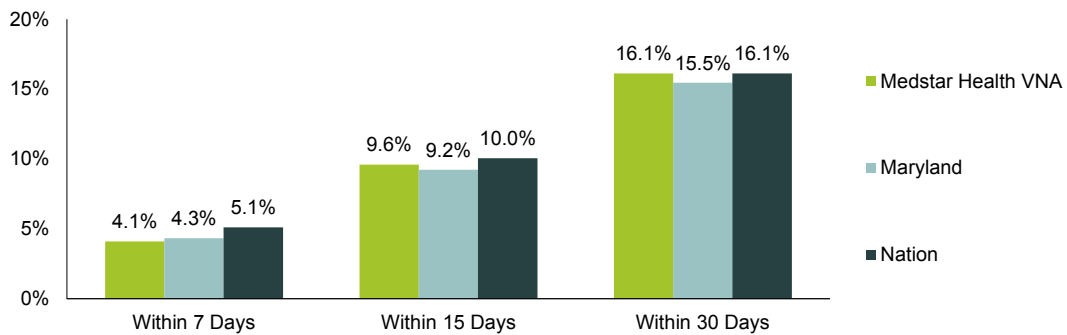
Facility: **Medstar Health VNA**

Address: 4061 Powder Mill Road, Suite 500
Calverton
20705

Phone Number: (240) 965-2929
Provider Number: 217150



Percent of Home Health Patients Readmitted Back to Hospital for any Cause



Source: Avalere Health LLC analysis of 2013 Medicare fee-for-service claims data

Most Commonly Billed DRGs During Patients' Prior Hospitalizations

- 1 Major Joint Replacement or Reattachment of Lower Extremity w/o MCC
- 2 Heart Failure & Shock w/ CC
- 3 Kidney & Urinary Tract Infections w/o MCC
- 4 Simple Pneumonia & Pleurisy w/ CC
- 5 Intracranial Hemorrhage or Cerebral Infarction w/ CC

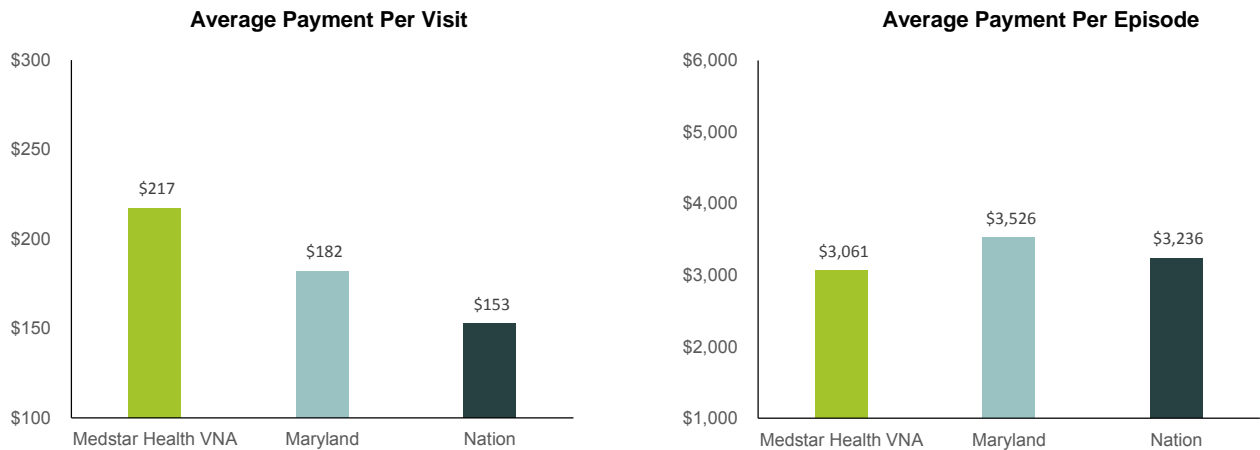
Source: Avalere Health LLC analysis of 2013 Medicare fee-for-service claims data

Clinical Service Offerings

	Percent of Maryland HHAs Offering Services	
	Medstar Health VNA	
Nursing Care	Yes	100%
Physical Therapy	Yes	100%
Occupational Therapy	Yes	100%
Speech Therapy	Yes	98%
Medical Social Services	Yes	96%
Home Health Aide	Yes	96%

Source: CMS Home Health Compare, data as of 4/2015

Payments Per Visit, Per Episode



Source: Avalere Health LLC analysis of 2013 Medicare fee-for-service claims data

Process and Outcome of Care Measures

	Medstar Health VNA	Maryland Average	National Average
Percent of patients who received care in a timely manner ¹	89%	90%	92%
Percent of patients who required unplanned care in the E.D. without being admitted to the hospital ²	12%	11%	12%
Percent of patients admitted to the hospital ²	16%	17%	16%
Percent of patients assessed for fall risk ¹	98%	97%	98%
Percent assessed for risk of developing pressure ulcers ¹	98%	99%	99%
Percent of patients screened for depression ¹	95%	96%	98%
Percent of patients assessed for pain at the start or resumption of care ¹	99%	98%	99%
Percent of patients (or their family caregivers) taught about their drugs ¹	90%	90%	93%
Percent of patients who received a flu shot for the current flu season ¹	80%	77%	73%

Source: ¹ CMS Home Health Compare, data collected 1/2014 through 12/2014; ² CMS Home Health Compare, data collected 10/2013 through 9/2014

Home Health Consumer Assessment of Healthcare Providers and Systems (HCAHPS)

	Medstar Health VNA	Maryland Average	National Average
Percent who reported the HHA team always communicated well	84%	85%	85%
Percent who gave their care a 9 or 10 on a 10 point scale (10 being highest)	78%	82%	84%
Percent who reported the HHA team discussed medicines, pain, and home safety	76%	81%	84%

Source: CMS Home Health Compare, data collected 10/2013 through 9/2014

County Name: **Prince George's County**

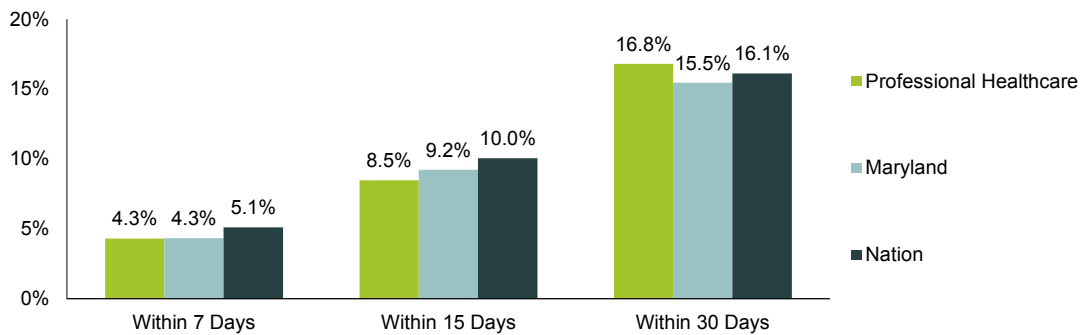
Facility: **Professional Healthcare**

Address: 4429 Forbes Blvd
Lanham
20706

Phone Number: (301) 552-8325
Provider Number: 217120



Percent of Home Health Patients Readmitted Back to Hospital for any Cause



Source: Avalere Health LLC analysis of 2013 Medicare fee-for-service claims data

Most Commonly Billed DRGs During Patients' Prior Hospitalizations

- 1 Major Joint Replacement or Reattachment of Lower Extremity w/o MCC
- 2 Septicemia or Severe Sepsis w/o Mechanical Ventilation 96+ Hours w/ MCC
- 3 Heart Failure & Shock w/ CC
- 4 Heart Failure & Shock w/ MCC
- 5 Kidney & Urinary Tract Infections w/o MCC

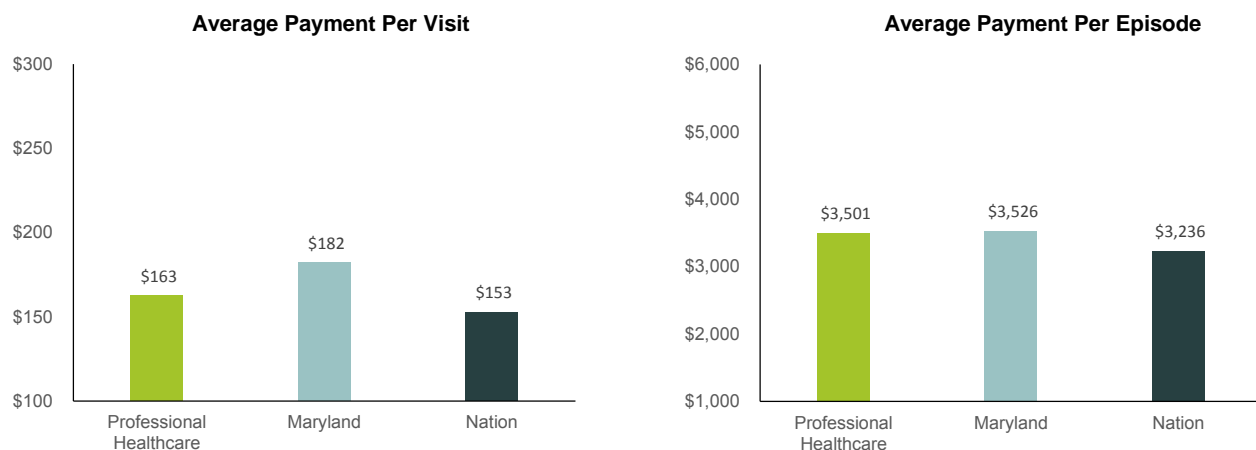
Source: Avalere Health LLC analysis of 2013 Medicare fee-for-service claims data

Clinical Service Offerings

	Professional Healthcare	Percent of Maryland HHAs Offering Services
Nursing Care	Yes	100%
Physical Therapy	Yes	100%
Occupational Therapy	Yes	100%
Speech Therapy	Yes	98%
Medical Social Services	Yes	96%
Home Health Aide	Yes	96%

Source: CMS Home Health Compare, data as of 4/2015

Payments Per Visit, Per Episode



Source: Avalere Health LLC analysis of 2013 Medicare fee-for-service claims data

Process and Outcome of Care Measures

	Professional Healthcare	Maryland Average	National Average
Percent of patients who received care in a timely manner ¹	95%	90%	92%
Percent of patients who required unplanned care in the E.D. without being admitted to the hospital ²	13%	11%	12%
Percent of patients admitted to the hospital ²	16%	17%	16%
Percent of patients assessed for fall risk ¹	100%	97%	98%
Percent assessed for risk of developing pressure ulcers ¹	100%	99%	99%
Percent of patients screened for depression ¹	97%	96%	98%
Percent of patients assessed for pain at the start or resumption of care ¹	100%	98%	99%
Percent of patients (or their family caregivers) taught about their drugs ¹	99%	90%	93%
Percent of patients who received a flu shot for the current flu season ¹	79%	77%	73%

Source: ¹ CMS Home Health Compare, data collected 1/2014 through 12/2014; ² CMS Home Health Compare, data collected 10/2013 through 9/2014

Home Health Consumer Assessment of Healthcare Providers and Systems (HCAHPS)

	Professional Healthcare	Maryland Average	National Average
Percent who reported the HHA team always communicated well	82%	85%	85%
Percent who gave their care a 9 or 10 on a 10 point scale (10 being highest)	82%	82%	84%
Percent who reported the HHA team discussed medicines, pain, and home safety	83%	81%	84%

Source: CMS Home Health Compare, data collected 10/2013 through 9/2014

County Name: **Prince George's County**

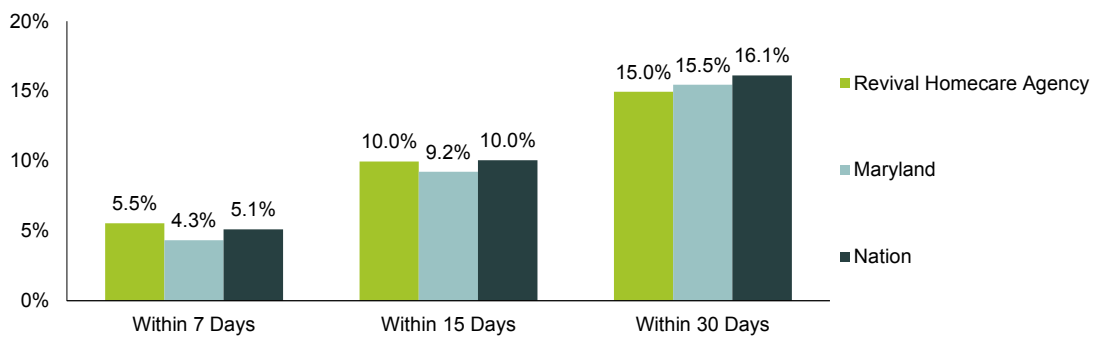
Facility: **Revival Homecare Agency**

Address: 1101 Mercantile Lane, Suite 292
Upper Marlboro
20774

Phone Number: (301) 899-6070
Provider Number: 217047



Percent of Home Health Patients Readmitted Back to Hospital for any Cause



Source: Avalere Health LLC analysis of 2013 Medicare fee-for-service claims data

Most Commonly Billed DRGs During Patients' Prior Hospitalizations

- 1 Major Joint Replacement or Reattachment of Lower Extremity w/o MCC
- 2 Septicemia or Severe Sepsis w/o Mechanical Ventilation 96+ Hours w/o MCC
- 3 Heart Failure & Shock w/ CC
- 4 Kidney & Urinary Tract Infections w/o MCC
- 5 Diabetes w/ CC

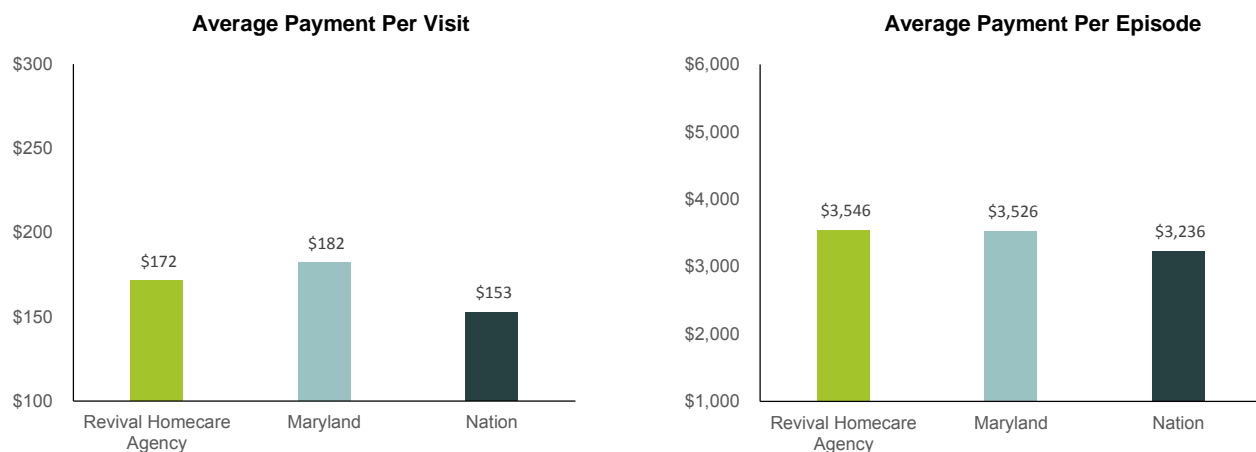
Source: Avalere Health LLC analysis of 2013 Medicare fee-for-service claims data

Clinical Service Offerings

	Revival Homecare Agency	Percent of Maryland HHAs Offering Services
Nursing Care	Yes	100%
Physical Therapy	Yes	100%
Occupational Therapy	Yes	100%
Speech Therapy	Yes	98%
Medical Social Services	Yes	96%
Home Health Aide	Yes	96%

Source: CMS Home Health Compare, data as of 4/2015

Payments Per Visit, Per Episode



Source: Avalere Health LLC analysis of 2013 Medicare fee-for-service claims data

Process and Outcome of Care Measures

	Revival Homecare Agency	Maryland Average	National Average
Percent of patients who received care in a timely manner ¹	89%	90%	92%
Percent of patients who required unplanned care in the E.D. without being admitted to the hospital ²	10%	11%	12%
Percent of patients admitted to the hospital ²	16%	17%	16%
Percent of patients assessed for fall risk ¹	100%	97%	98%
Percent assessed for risk of developing pressure ulcers ¹	100%	99%	99%
Percent of patients screened for depression ¹	99%	96%	98%
Percent of patients assessed for pain at the start or resumption of care ¹	100%	98%	99%
Percent of patients (or their family caregivers) taught about their drugs ¹	78%	90%	93%
Percent of patients who received a flu shot for the current flu season ¹	80%	77%	73%

Source: ¹ CMS Home Health Compare, data collected 1/2014 through 12/2014; ² CMS Home Health Compare, data collected 10/2013 through 9/2014

Home Health Consumer Assessment of Healthcare Providers and Systems (HCAHPS)

	Revival Homecare Agency	Maryland Average	National Average
Percent who reported the HHA team always communicated well	78%	85%	85%
Percent who gave their care a 9 or 10 on a 10 point scale (10 being highest)	78%	82%	84%
Percent who reported the HHA team discussed medicines, pain, and home safety	64%	81%	84%

Source: CMS Home Health Compare, data collected 10/2013 through 9/2014

County Name: **Talbot County**

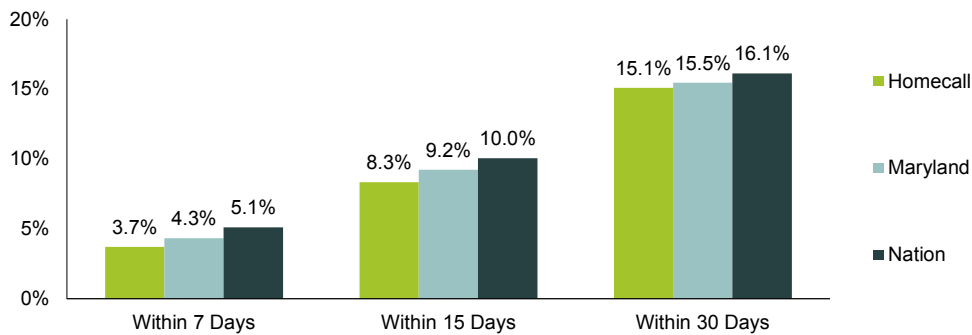
Facility: **Homecall**

Address: 101 Marlboro Avenue, Suite 47
Easton
21601

Phone Number: (443) 716-1150
Provider Number: 217066



Percent of Home Health Patients Readmitted Back to Hospital for any Cause



Source: Avalere Health LLC analysis of 2013 Medicare fee-for-service claims data

Most Commonly Billed DRGs During Patients' Prior Hospitalizations

- 1 Major Joint Replacement or Reattachment of Lower Extremity w/o MCC
- 2 Rehabilitation w/ CC/MCC
- 3 Chronic Obstructive Pulmonary Disease w/ CC
- 4 Esophagitis, Gastroenteritis & Miscellaneous Digestive Disorders w/o MCC
- 5 Miscellaneous Disorders of Nutrition, Metabolism, Fluids/Electrolytes w/o MCC

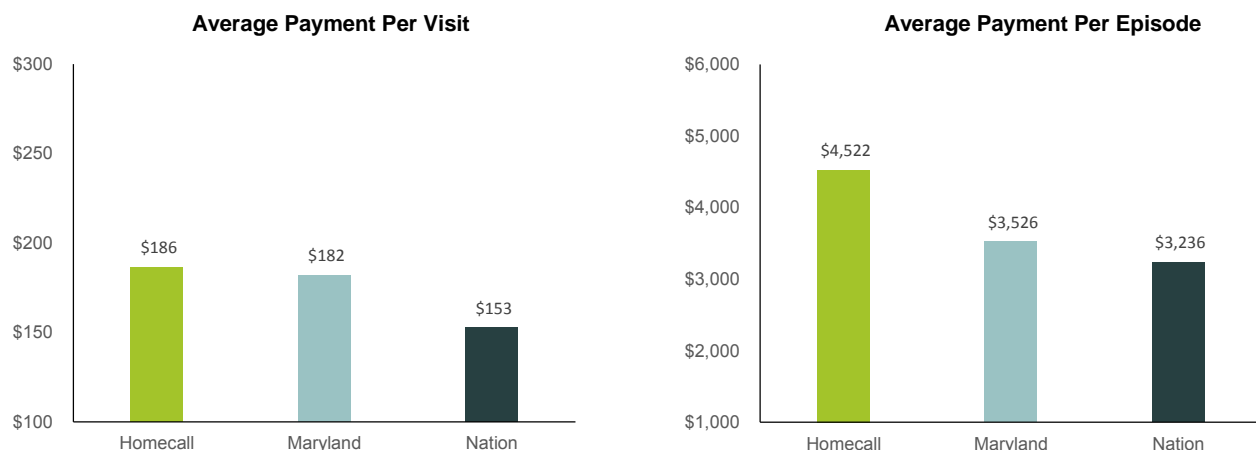
Source: Avalere Health LLC analysis of 2013 Medicare fee-for-service claims data

Clinical Service Offerings

	Homecall	Percent of Maryland HHAs Offering Services
Nursing Care	Yes	100%
Physical Therapy	Yes	100%
Occupational Therapy	Yes	100%
Speech Therapy	Yes	98%
Medical Social Services	Yes	96%
Home Health Aide	Yes	96%

Source: CMS Home Health Compare, data as of 4/2015

Payments Per Visit, Per Episode



Source: Avalere Health LLC analysis of 2013 Medicare fee-for-service claims data

Process and Outcome of Care Measures

	Homecall	Maryland Average	National Average
Percent of patients who received care in a timely manner ¹	78%	90%	92%
Percent of patients who required unplanned care in the E.D. without being admitted to the hospital ²	10%	11%	12%
Percent of patients admitted to the hospital ²	17%	17%	16%
Percent of patients assessed for fall risk ¹	99%	97%	98%
Percent assessed for risk of developing pressure ulcers ¹	98%	99%	99%
Percent of patients screened for depression ¹	88%	96%	98%
Percent of patients assessed for pain at the start or resumption of care ¹	97%	98%	99%
Percent of patients (or their family caregivers) taught about their drugs ¹	50%	90%	93%
Percent of patients who received a flu shot for the current flu season ¹	43%	77%	73%

Source: ¹ CMS Home Health Compare, data collected 1/2014 through 12/2014; ² CMS Home Health Compare, data collected 10/2013 through 9/2014

Home Health Consumer Assessment of Healthcare Providers and Systems (HCAHPS)

	Homecall	Maryland Average	National Average
Percent who reported the HHA team always communicated well	84%	85%	85%
Percent who gave their care a 9 or 10 on a 10 point scale (10 being highest)	83%	82%	84%
Percent who reported the HHA team discussed medicines, pain, and home safety	76%	81%	84%

Source: CMS Home Health Compare, data collected 10/2013 through 9/2014

County Name: **Talbot County**

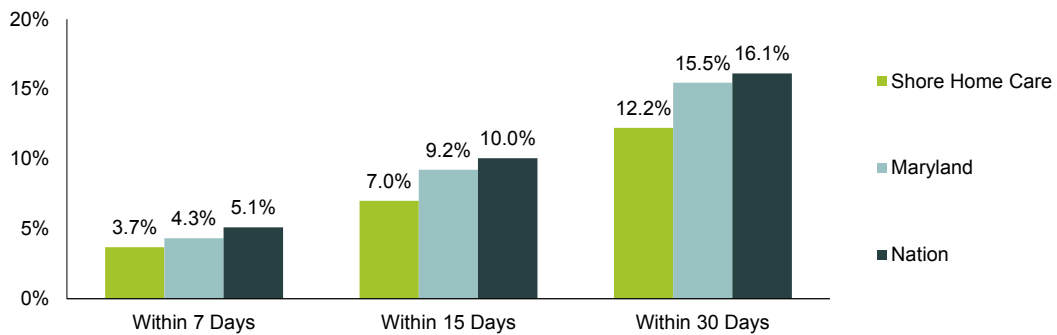
Facility: **Shore Home Care**

Address: 121 Federal Street, Suite 3
Easton
21601

Phone Number: (410) 820-6052
Provider Number: 217139



Percent of Home Health Patients Readmitted Back to Hospital for any Cause



Source: Avalere Health LLC analysis of 2013 Medicare fee-for-service claims data

Most Commonly Billed DRGs During Patients' Prior Hospitalizations

- 1 Major Joint Replacement or Reattachment of Lower Extremity w/o MCC
- 2 Rehabilitation w/ CC/MCC
- 3 Rehabilitation w/o CC/MCC
- 4 Esophagitis, Gastroenteritis & Miscellaneous Digestive Disorders w/o MCC
- 5 Miscellaneous Disorders of Nutrition, Metabolism, Fluids/Electrolytes w/o MCC

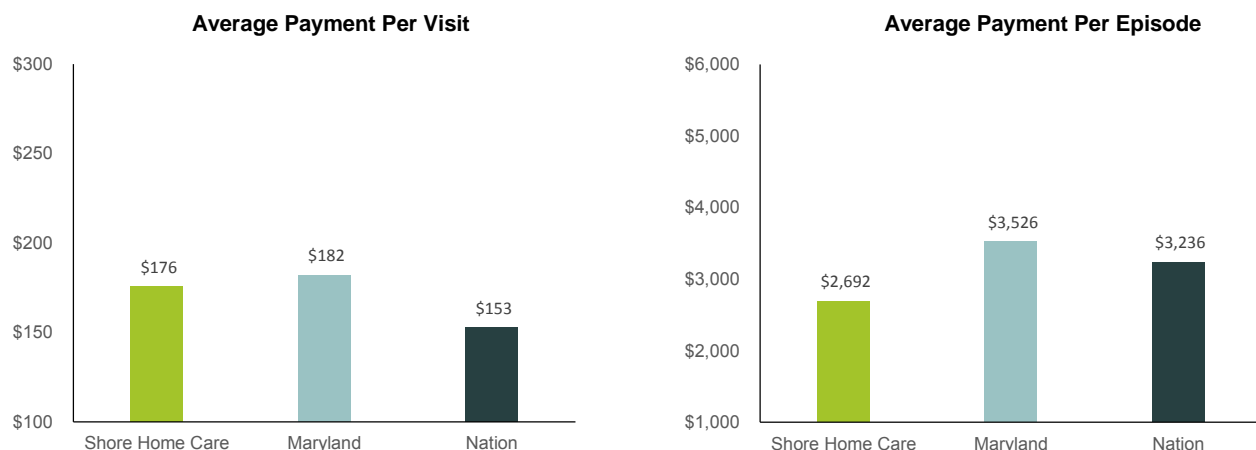
Source: Avalere Health LLC analysis of 2013 Medicare fee-for-service claims data

Clinical Service Offerings

	Percent of Maryland HHAs Offering Services	
	Shore Home Care	
Nursing Care	Yes	100%
Physical Therapy	Yes	100%
Occupational Therapy	Yes	100%
Speech Therapy	Yes	98%
Medical Social Services	Yes	96%
Home Health Aide	Yes	96%

Source: CMS Home Health Compare, data as of 4/2015

Payments Per Visit, Per Episode



Source: Avalere Health LLC analysis of 2013 Medicare fee-for-service claims data

Process and Outcome of Care Measures

	Shore Home Care	Maryland Average	National Average
Percent of patients who received care in a timely manner ¹	97%	90%	92%
Percent of patients who required unplanned care in the E.D. without being admitted to the hospital ²	12%	11%	12%
Percent of patients admitted to the hospital ²	18%	17%	16%
Percent of patients assessed for fall risk ¹	100%	97%	98%
Percent assessed for risk of developing pressure ulcers ¹	98%	99%	99%
Percent of patients screened for depression ¹	99%	96%	98%
Percent of patients assessed for pain at the start or resumption of care ¹	100%	98%	99%
Percent of patients (or their family caregivers) taught about their drugs ¹	95%	90%	93%
Percent of patients who received a flu shot for the current flu season ¹	80%	77%	73%

Source: ¹ CMS Home Health Compare, data collected 1/2014 through 12/2014; ² CMS Home Health Compare, data collected 10/2013 through 9/2014

Home Health Consumer Assessment of Healthcare Providers and Systems (HCAHPS)

	Shore Home Care	Maryland Average	National Average
Percent who reported the HHA team always communicated well	89%	85%	85%
Percent who gave their care a 9 or 10 on a 10 point scale (10 being highest)	90%	82%	84%
Percent who reported the HHA team discussed medicines, pain, and home safety	82%	81%	84%

Source: CMS Home Health Compare, data collected 10/2013 through 9/2014

County Name: **Washington County**

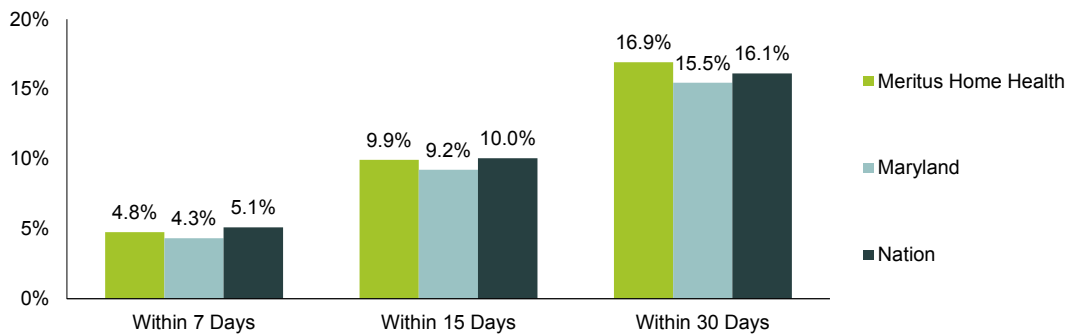
Facility: **Meritus Home Health**

Address: 1799 Howell Road
Hagerstown
21740

Phone Number: (301) 766-7800
Provider Number: 217085



Percent of Home Health Patients Readmitted Back to Hospital for any Cause



Source: Avalere Health LLC analysis of 2013 Medicare fee-for-service claims data

Most Commonly Billed DRGs During Patients' Prior Hospitalizations

- 1 Rehabilitation w/ CC/MCC
- 2 Simple Pneumonia & Pleurisy w/ CC
- 3 Major Joint Replacement or Reattachment of Lower Extremity w/o MCC
- 4 Septicemia or Severe Sepsis w/o Mechanical Ventilation 96+ Hours w/ MCC
- 5 Chronic Obstructive Pulmonary Disease w/ CC

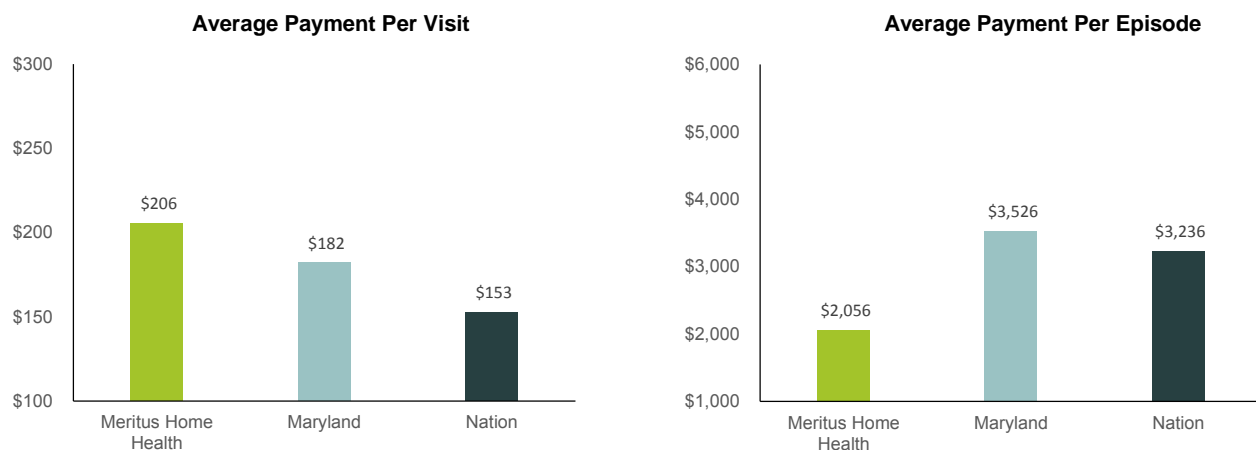
Source: Avalere Health LLC analysis of 2013 Medicare fee-for-service claims data

Clinical Service Offerings

	Percent of Maryland HHAs Offering Services	
	Meritus Home Health	
Nursing Care	Yes	100%
Physical Therapy	Yes	100%
Occupational Therapy	Yes	100%
Speech Therapy	Yes	98%
Medical Social Services	Yes	96%
Home Health Aide	Yes	96%

Source: CMS Home Health Compare, data as of 4/2015

Payments Per Visit, Per Episode



Source: Avalere Health LLC analysis of 2013 Medicare fee-for-service claims data

Process and Outcome of Care Measures

	Meritus Home Health	Maryland Average	National Average
Percent of patients who received care in a timely manner ¹	95%	90%	92%
Percent of patients who required unplanned care in the E.D. without being admitted to the hospital ²	12%	11%	12%
Percent of patients admitted to the hospital ²	16%	17%	16%
Percent of patients assessed for fall risk ¹	100%	97%	98%
Percent assessed for risk of developing pressure ulcers ¹	98%	99%	99%
Percent of patients screened for depression ¹	99%	96%	98%
Percent of patients assessed for pain at the start or resumption of care ¹	99%	98%	99%
Percent of patients (or their family caregivers) taught about their drugs ¹	96%	90%	93%
Percent of patients who received a flu shot for the current flu season ¹	83%	77%	73%

Source: ¹ CMS Home Health Compare, data collected 1/2014 through 12/2014; ² CMS Home Health Compare, data collected 10/2013 through 9/2014

Home Health Consumer Assessment of Healthcare Providers and Systems (HCAHPS)

	Meritus Home Health	Maryland Average	National Average
Percent who reported the HHA team always communicated well	89%	85%	85%
Percent who gave their care a 9 or 10 on a 10 point scale (10 being highest)	85%	82%	84%
Percent who reported the HHA team discussed medicines, pain, and home safety	86%	81%	84%

Source: CMS Home Health Compare, data collected 10/2013 through 9/2014

County Name: **Wicomico County**

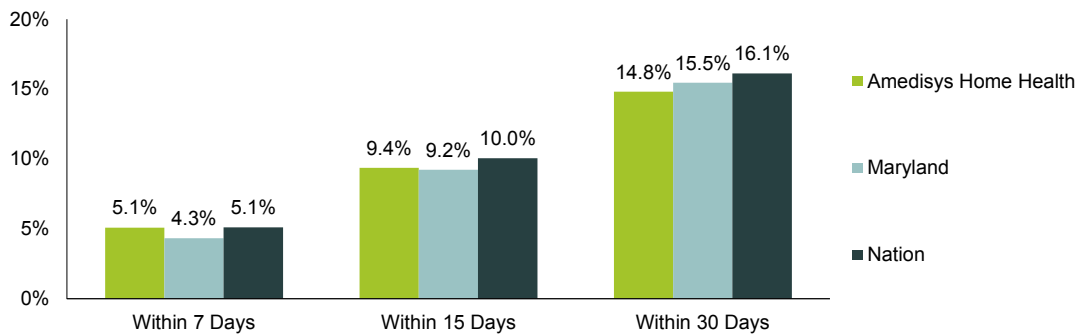
Facility: **Amedisys Home Health**

Address: 6512 Deer Pointe Drive, Suite B
Salisbury
21804

Phone Number: (410) 543-8258
Provider Number: 217111



Percent of Home Health Patients Readmitted Back to Hospital for any Cause



Most Commonly Billed DRGs During Patients' Prior Hospitalizations

- 1 Major Joint Replacement or Reattachment of Lower Extremity w/o MCC
- 2 Simple Pneumonia & Pleurisy w/ CC
- 3 Chronic Obstructive Pulmonary Disease w/ MCC
- 4 Heart Failure & Shock w/ CC
- 5 Cellulitis w/o MCC

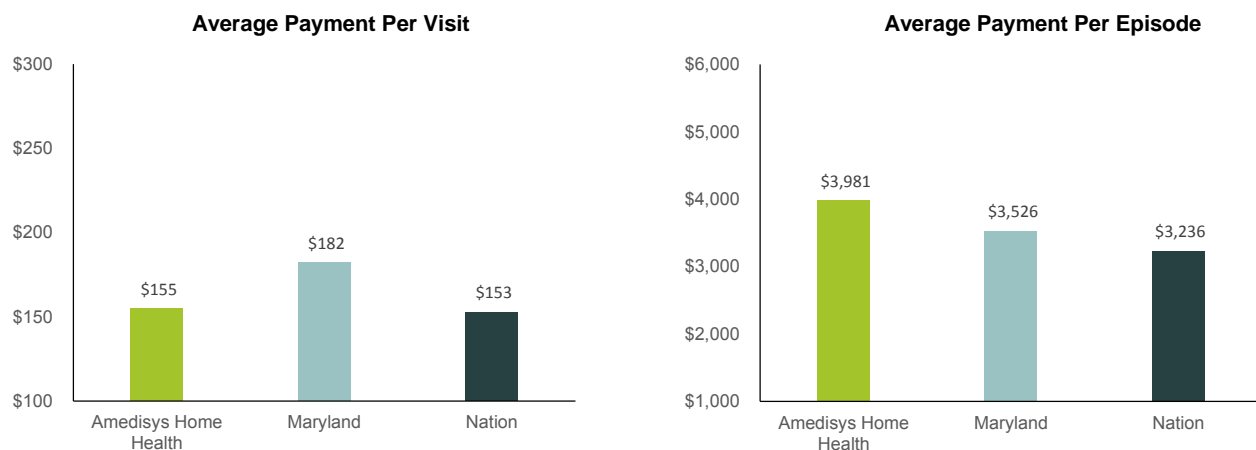
Source: Avalere Health LLC analysis of 2013 Medicare fee-for-service claims data

Clinical Service Offerings

	Amedisys Home Health	Percent of Maryland HHAs Offering Services
Nursing Care	Yes	100%
Physical Therapy	Yes	100%
Occupational Therapy	Yes	100%
Speech Therapy	Yes	98%
Medical Social Services	Yes	96%
Home Health Aide	Yes	96%

Source: CMS Home Health Compare, data as of 4/2015

Payments Per Visit, Per Episode



Source: Avalere Health LLC analysis of 2013 Medicare fee-for-service claims data

Process and Outcome of Care Measures

	Amedisys Home Health	Maryland Average	National Average
Percent of patients who received care in a timely manner ¹	96%	90%	92%
Percent of patients who required unplanned care in the E.D. without being admitted to the hospital ²	14%	11%	12%
Percent of patients admitted to the hospital ²	16%	17%	16%
Percent of patients assessed for fall risk ¹	87%	97%	98%
Percent assessed for risk of developing pressure ulcers ¹	100%	99%	99%
Percent of patients screened for depression ¹	96%	96%	98%
Percent of patients assessed for pain at the start or resumption of care ¹	86%	98%	99%
Percent of patients (or their family caregivers) taught about their drugs ¹	86%	90%	93%
Percent of patients who received a flu shot for the current flu season ¹	66%	77%	73%

Source: ¹ CMS Home Health Compare, data collected 1/2014 through 12/2014; ² CMS Home Health Compare, data collected 10/2013 through 9/2014

Home Health Consumer Assessment of Healthcare Providers and Systems (HCAHPS)

	Amedisys Home Health	Maryland Average	National Average
Percent who reported the HHA team always communicated well	89%	85%	85%
Percent who gave their care a 9 or 10 on a 10 point scale (10 being highest)	87%	82%	84%
Percent who reported the HHA team discussed medicines, pain, and home safety	86%	81%	84%

Source: CMS Home Health Compare, data collected 10/2013 through 9/2014

County Name: **Wicomico County**

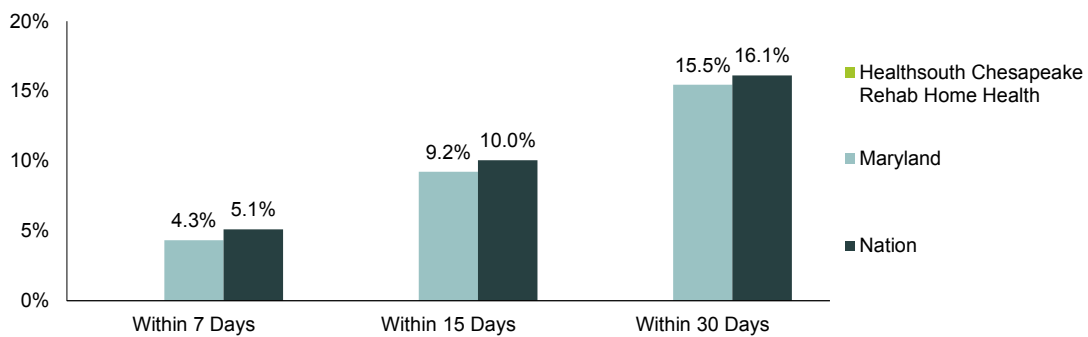
Facility: **Healtsouth Chesapeake Rehab Home Health**

Address: 220 Tilghman Road
Salisbury
21804

Phone Number: (410) 219-5540
Provider Number: 217157



Percent of Home Health Patients Readmitted Back to Hospital for any Cause
7, 15 & 30 Day Readmissions Data Unavailable



Source: Avalere Health LLC analysis of 2013 Medicare fee-for-service claims data

Most Commonly Billed DRGs During Patients' Prior Hospitalizations

- 1 Major Joint Replacement or Reattachment of Lower Extremity w/o MCC
- 2 Intracranial Hemorrhage or Cerebral Infarction w/ CC
- 3 Respiratory Infections & Inflammations w/ CC
- 4 Chronic Obstructive Pulmonary Disease w/ MCC
- 5 Heart Failure & Shock w/o CC/MCC

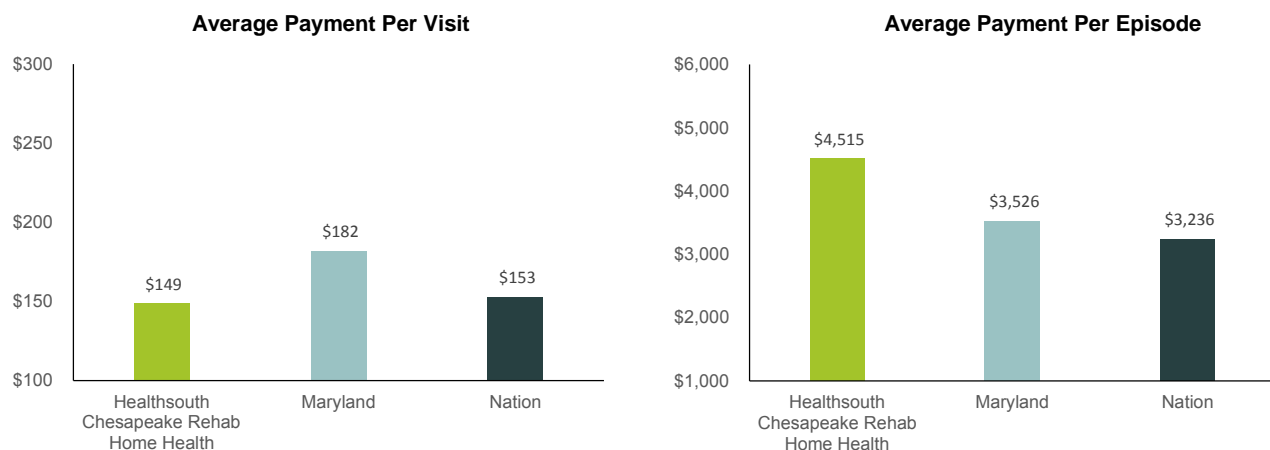
Source: Avalere Health LLC analysis of 2013 Medicare fee-for-service claims data

Clinical Service Offerings

	Healtsouth Chesapeake Rehab Home Health	Percent of Maryland HHAs Offering Services
Nursing Care	Yes	100%
Physical Therapy	Yes	100%
Occupational Therapy	Yes	100%
Speech Therapy	Yes	98%
Medical Social Services	Yes	96%
Home Health Aide	No	96%

Source: CMS Home Health Compare, data as of 4/2015

Payments Per Visit, Per Episode



Source: Avalere Health LLC analysis of 2013 Medicare fee-for-service claims data

Process and Outcome of Care Measures

	Healthsouth Chesapeake Rehab Home Health	Maryland Average	National Average
Percent of patients who received care in a timely manner ¹	92%	90%	92%
Percent of patients who required unplanned care in the E.D. without being admitted to the hospital ²	13%	11%	12%
Percent of patients admitted to the hospital ²	14%	17%	16%
Percent of patients assessed for fall risk ¹	100%	97%	98%
Percent assessed for risk of developing pressure ulcers ¹	98%	99%	99%
Percent of patients screened for depression ¹	100%	96%	98%
Percent of patients assessed for pain at the start or resumption of care ¹	100%	98%	99%
Percent of patients (or their family caregivers) taught about their drugs ¹	98%	90%	93%
Percent of patients who received a flu shot for the current flu season ¹	60%	77%	73%

Source: ¹ CMS Home Health Compare, data collected 1/2014 through 12/2014; ² CMS Home Health Compare, data collected 10/2013 through 9/2014

Home Health Consumer Assessment of Healthcare Providers and Systems (HCAHPS)

	Healthsouth Chesapeake Rehab Home Health	Maryland Average	National Average
Percent who reported the HHA team always communicated well	88%	85%	85%
Percent who gave their care a 9 or 10 on a 10 point scale (10 being highest)	88%	82%	84%
Percent who reported the HHA team discussed medicines, pain, and home safety	85%	81%	84%

Source: CMS Home Health Compare, data collected 10/2013 through 9/2014

County Name: **Wicomico County**

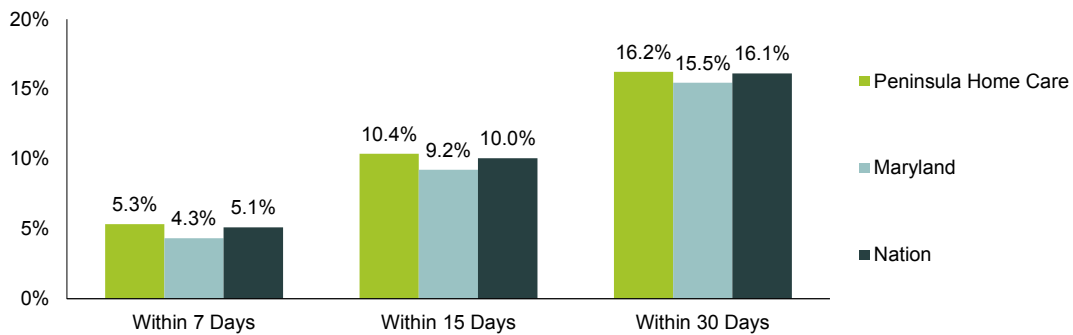
Facility: **Peninsula Home Care**

Address: 1001 Mount Hermon Street, Suite 200
Salisbury
21804

Phone Number: (410) 543-7550
Provider Number: 217079



Percent of Home Health Patients Readmitted Back to Hospital for any Cause



Source: Avalere Health LLC analysis of 2013 Medicare fee-for-service claims data

Most Commonly Billed DRGs During Patients' Prior Hospitalizations

- 1 Major Joint Replacement or Reattachment of Lower Extremity w/o MCC
- 2 Simple Pneumonia & Pleurisy w/ CC
- 3 Septicemia or Severe Sepsis w/o Mechanical Ventilation 96+ Hours w/ MCC
- 4 Heart Failure & Shock w/ CC
- 5 Heart Failure & Shock w/ MCC

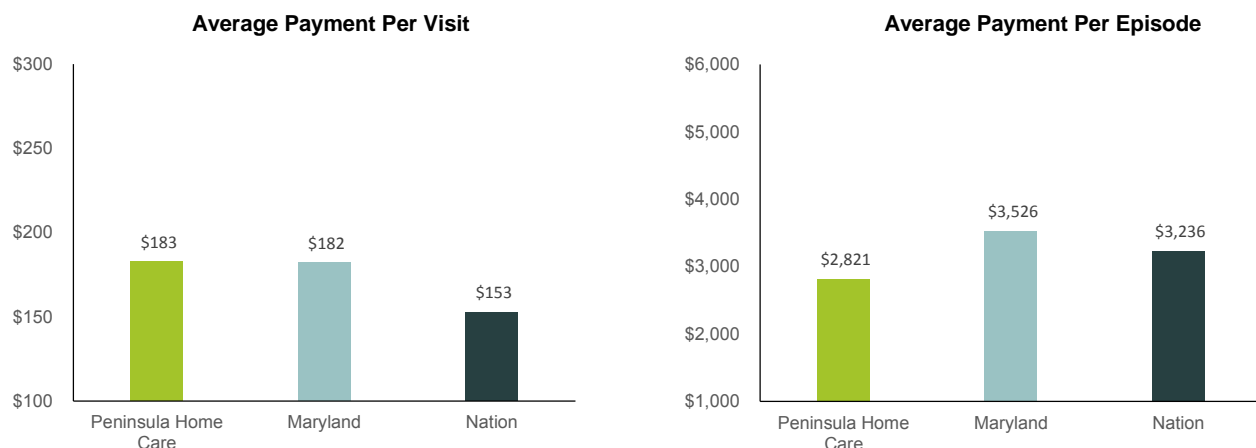
Source: Avalere Health LLC analysis of 2013 Medicare fee-for-service claims data

Clinical Service Offerings

	Percent of Maryland HHAs Offering Services	
	Peninsula Home Care	
Nursing Care	Yes	100%
Physical Therapy	Yes	100%
Occupational Therapy	Yes	100%
Speech Therapy	Yes	98%
Medical Social Services	Yes	96%
Home Health Aide	Yes	96%

Source: CMS Home Health Compare, data as of 4/2015

Payments Per Visit, Per Episode



Source: Avalere Health LLC analysis of 2013 Medicare fee-for-service claims data

Process and Outcome of Care Measures

	Peninsula Home Care	Maryland Average	National Average
Percent of patients who received care in a timely manner ¹	96%	90%	92%
Percent of patients who required unplanned care in the E.D. without being admitted to the hospital ²	17%	11%	12%
Percent of patients admitted to the hospital ²	15%	17%	16%
Percent of patients assessed for fall risk ¹	100%	97%	98%
Percent assessed for risk of developing pressure ulcers ¹	100%	99%	99%
Percent of patients screened for depression ¹	100%	96%	98%
Percent of patients assessed for pain at the start or resumption of care ¹	100%	98%	99%
Percent of patients (or their family caregivers) taught about their drugs ¹	97%	90%	93%
Percent of patients who received a flu shot for the current flu season ¹	79%	77%	73%

Source: ¹ CMS Home Health Compare, data collected 1/2014 through 12/2014; ² CMS Home Health Compare, data collected 10/2013 through 9/2014

Home Health Consumer Assessment of Healthcare Providers and Systems (HCAHPS)

	Peninsula Home Care	Maryland Average	National Average
Percent who reported the HHA team always communicated well	89%	85%	85%
Percent who gave their care a 9 or 10 on a 10 point scale (10 being highest)	85%	82%	84%
Percent who reported the HHA team discussed medicines, pain, and home safety	86%	81%	84%

Source: CMS Home Health Compare, data collected 10/2013 through 9/2014